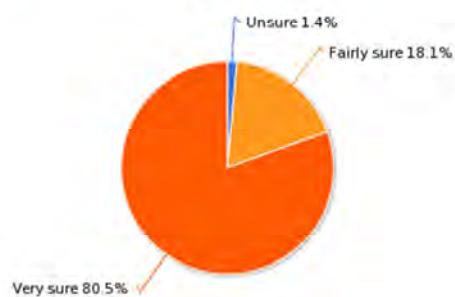


## EXHIBIT D – Smart Meter Health Effects Survey and Report

18. How sure are you that your new/worsened symptoms correlated to smart meter exposure?



**Nearly 98% of respondents were very sure or fairly sure their new or worsened symptoms correlated to smart meter exposure.**

## CONRAD-EXHIBIT D

### Smart Meter Health Effects Survey: Results, Analysis and Report

This survey was designed to discover if the health effects/symptoms that many persons have recently been attributing to exposures to smart meters, were really caused by those exposures or not. The Survey essentially collected testimonials of their personal experiences with smart meters, broken down into answers to approximately 50 questions, most of them multiple choice. Since all questions required an answer, all respondents answered identical questions via a choice of identical answers. This provided uniformity of the data collected, enabling detailed analysis and comparison of their experiences.

This Survey was written by Richard Conrad, Ph.D, and Ed Friedman. It utilizes SurveyGizmo software and automatic survey collection via the internet and SurveyGizmo, who stores the data securely and provides most of the analysis tools used. The survey was distributed widely via internet sites and interest groups, who directed interested people to this link: <http://www.conradbiologic.com/smartmetersurvey.html> for an introduction, more information, and a link to actually take the survey. The invitation began : “If you feel your health has been affected by smart meters, we request your immediate help in studying these effects.” Thus this is not a prevalence survey (i.e. its purpose is not to determine the percentage of all ratepayers that had symptoms) but was intended to query persons who already felt that they had “symptoms or health effects from smart meters” (quoted here from the introduction within the Survey itself) to determine whether or not there actually was a correlation.

Near the end of the Survey was a request (Question 46) for free text comments, where most respondents provided a short summary of the impacts smart meters had on their lives. (A list of most of their comments is included in the Appendices.) The last two questions of the Survey concern permission to use their data anonymously (Q47) and with limited confidential disclosure (Q48). Any respondent that answered No to Q47 was automatically disqualified by the SurveyGizmo survey collection software. Thus 100% of the surveys collected and designated as “completed” answered Yes to permission for anonymous use. 90% of these also answered Yes to Q48, limited confidential disclosure (most supplied their personally identifiable information).

The Survey opened for data collection on December 4, 2012, and closed at the end of the day on January 28, 2013. The number of completed surveys received and used for analysis was 210.

Approximately 75 % were from the US, and the rest from Canada and Australia.

Of the 210 respondents, 9 were Ph.D.’s, 42 MS or MA, 70 BS or BA, 1 MD, 1 DDS (see Q44).

Look at “Pie Chart Summary Report Q2 vs Q32.” You can clearly see the tremendous increase (more than a doubling) in the blue sector of the pie chart from only 32.9% aware of having some electrical sensitivity before, to 67.6% considering themselves to actually have ES after smart meter exposure.

Before smart meters, 23.3 % (calc. from Q2a) of the 210 respondents considered themselves to have ES (Electrical Sensitivity).

Now, after smart meters, 67.6 % (Q32) of the 210 respondents consider themselves to have ES. Note that 62.7 % (calc. from Q32a) of these feel certain that their exposure to smart meters was responsible for initiating their ES.

Of the 49 persons who already considered themselves to have ES before SM, all 49, or 100 % felt that their exposure to SM made their ES not only worse, but “much worse”.

### **Cell Phone, Computer and WiFi Use Before and After Smart Meters**

In order to ascertain what influence common electronic devices: cell phones, wifi and computers have in relation to smart meter exposure, we looked at device use before and after smart meter exposure. We found very clear evidence that smart meter installation adversely affected respondent ability to use other RF devices without incurring harmful symptoms.

In the survey, computer use is addressed in questions 4 and 29, wifi in questions 5 and 30 and cell phones in questions 6 and 31.

#### **Computer Use:**

Before smart meters nearly 79% of respondents were using computers without symptoms while 21% had previous sensitivities and used computers but with symptoms. Following smart meter installation and exposure, those able to operate a computer without symptoms dropped to 39% (about one-half of before), while those with now showing symptoms from computer use nearly tripled to 57%. 2.4% of respondents could not use computers previous to smart meters because of symptoms.

#### **WiFi:**

The responses were similar with wifi. Before smart meters nearly 40% of respondents were using wifi without symptoms while 11% had previous sensitivities and used wifi to some extent but with symptoms. Following smart meter installation and exposure, those able to use wifi without symptoms dropped to 17% (about one-half of before) while those showing symptoms from wifi nearly tripled to 28%. Those who could not use wifi prior to smart meters because of symptoms were 17%. This rose to 40% after smart meter installation and exposure.

#### **Cell phones:**

Before smart meters 50% of respondents were using cell phones without symptoms while 18% had previous sensitivities and used cell phones but with symptoms. Following smart meter installation and exposure, those able to use cell phones without symptoms dropped to 24% (about one-half of before) while those with symptoms from cell phone use more than doubled to 39%. 14% of respondents could not use cell phones previous to smart meters because of symptoms. This increased to 26% after smart meters.

The inability to use these common tools severely inhibits our respondents in their personal and economic lives. Their ability to live normal lives in the 21<sup>st</sup> century has been severely compromised. This change in ability to use these devices is directly correlated to smart meter exposure.

## Symptoms, New and Worsened, Correlated to Smart Meter Exposure

Our survey asks respondents to identify their symptoms that they have found to be associated with smart meter exposure. Many of these same symptoms have been cited in previous literature on low level RF and for example in the EMF Safety Network Survey (also submitted as testimony). We also allowed space for respondents to write in other symptoms they felt were associated with smart meters. Specifically we wanted to know both what symptoms (and their intensity: mild, moderate or severe) began (for the first time in their lives) after smart meter installation and, if someone had pre-existing symptoms, did these symptoms worsen (and how much) after smart meter installation.

We found fourteen symptoms that many individuals suffered in common including ear ringing, headaches, difficulty concentrating, insomnia and heart arrhythmias. We highlight the main symptoms in the attached histograms. How long can you go without sleep, how well can you respond to workplace and personal situations when having cognitive difficulties, how much pressure in your head must you tolerate? While any of these symptoms by themselves on occasion may be of little consequence, taken in combination and at a severe level is quite enough to force people from their homes and from their work place. There is no 10-30 year latency period as there may be from cell phone exposure to glioma, the devastating results are essentially immediate.

In our histogram showing “severe and new” and “moderate and new”, it is extremely important to note that all of these numbers report only new symptoms, that is, symptoms suffered for the first time in their lives, symptoms they had never experienced before smart meters. The red bars indicate symptoms which respondents suffered from after smart meter installation and which were severe in intensity: insomnia, tinnitus, pressure in the head and difficulty concentrating top the list. The blue bars indicate symptoms that were both new and moderate in intensity. Pressure in the head, difficulty concentrating, tingling/burning skin and vision problems are the most common symptoms in descending order. Taken together, red and blue bars show the total number of victims suffering from severe or moderate intensity of each symptom: pressure in the head, difficulty concentrating and tinnitus being the most common.

Looking at respondents who had suffered some of these same symptoms previously, our blue bar graphs show previous symptoms that worsened from either mild or moderate, to severe following smart meter installation. Fatigue, insomnia, difficulty concentrating and headaches top this list.

It’s important to reiterate, as documented elsewhere in this survey, both that many of our respondents (82%) were in good or excellent health before smart meters were installed and that overall, approximately 42% developed symptoms prior to any knowledge that meters were installed.

### Some detailed analysis:

Thread 1: a filtered, or “thread” analysis of Q1 and Q3 and Q17: the number of respondents reporting excellent or good health, and who had no prior concerns about EMF from smart meters, and who began to experience their new/worsened symptoms BEFORE they discovered the smart meter, totaled 48, or 22.9 % of the 210 respondents.

Thread 2: another filtered analysis of Q1 and Q3 and Q17: the number of respondents reporting excellent or good health, and who had no prior concerns about EMF from smart meters, and who began to experience their new/worsened symptoms weeks or months AFTER they discovered the smart meter, totaled 20, or 9.5 %.

$22.9 \% + 9.5 \% = 32.4 \%$ , or almost one-third of the initially healthy respondents who had no prior concerns about EMF from smart meters began to experience symptoms at a time (before discovery of SM or well after discovery of SM) that indicates that their symptoms did not develop due to any knowledge or concern about smart meters.

Thread 3: a filtered analysis of Q2a and Q17: the number of respondents who considered themselves ES before smart meters, and who began to experience their new/worsened symptoms BEFORE they discovered the smart meter, totaled 19, or 9 % of the 210 respondents.

Thread 4: another filtered analysis of Q2a and Q17: the number of respondents who considered themselves ES before smart meters, and who began to experience their new/worsened symptoms weeks or months AFTER they discovered the smart meter, totaled 2, or 1 % of respondents.

The ratio of symptoms before to after discovery of SM in threads 3 and 4 is 9.5, whereas in threads 1 and 2 it is only 2.4. This indicates that symptoms developed much, much more rapidly in the persons who had had ES prior to smart meters.

From Q18: A total of 98.6 % of the 210 respondents were sure that their new/worsened symptoms correlated to smart meter exposure (breakdown of this total: 81.9 % very sure and 16.7 % fairly sure).

Q19 shows that for 83 % of the respondents, the smart meter had been between 4 and 50 feet from a location in their home where they spent most of their time (27.6 % were actually between 20 and 50 feet; the table gives the exact breakdown).

Q20 shows that for more than 2/3 of respondents, symptoms lessened when they went further from SM; most in seconds, minutes or hours, with the majority in hours.

Q21 shows that for about 2/3 of respondents, when they went closer to SM, their symptoms worsened, with the majority in seconds.

Q22 shows that 53.8 % of respondents conducted the “experiments” described in Q20 and Q21 “more than a dozen times”.

Q23 shows that 48.1 % were the only ones affected (sometimes because they were the only person in the house, see Q24), and that in the case of 51.9 % of respondents, between 2 to more than 6 others in the house were affected.

Q25, 25a, 26 and 26a show that there were no known other sources of EMF other than the smart meters that corresponded to their symptoms.

Q27a shows that in 91.1 % of the cases where all smart meters were removed, symptoms

weakened or disappeared completely.

Q28 and 28a show that 77.1 % of those who moved, did so because of smart meters, and that some of those are currently homeless, and many others want to move because of smart meters but can't.

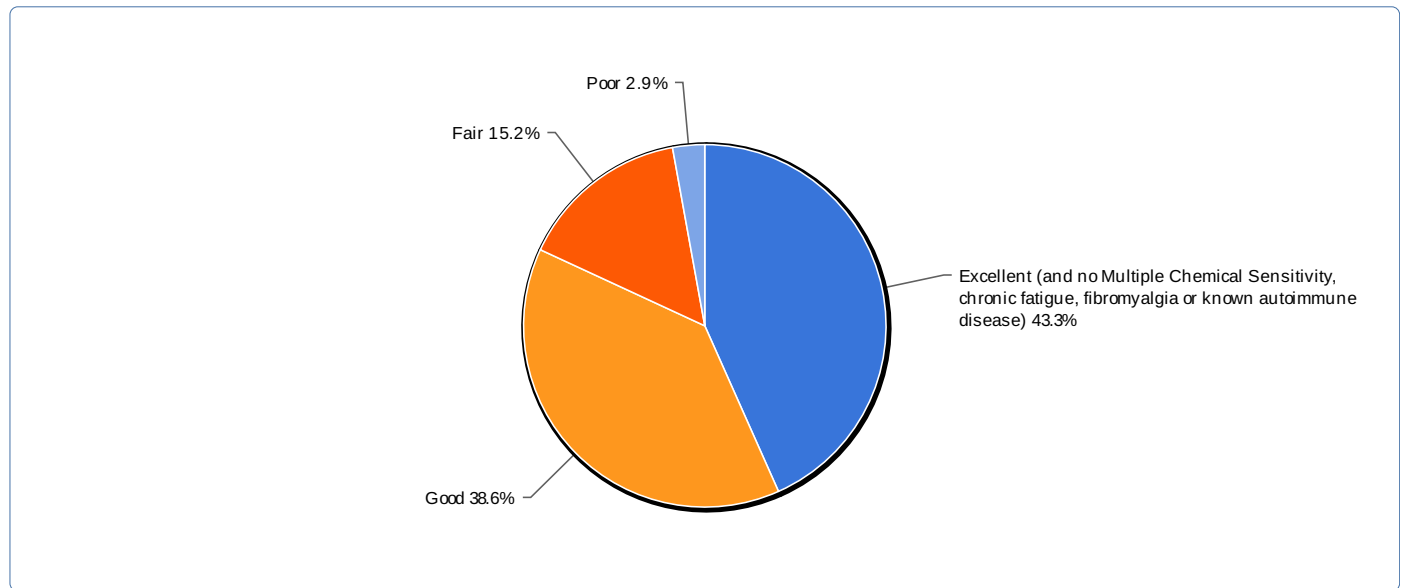
Q 37, 38 and 39 are self-explanatory.

Q 40 and 41 show pre-existing MD diagnosed conditions that were worsened by smart meter exposure, and new MD diagnosed conditions that only appeared after exposure to smart meters, i.e., initiated by SM. At the top of the list of new conditions diagnosed by an MD after SM is cardiac arrhythmia and other heart conditions.

The suffering and the social and economic effects of chronic debilitating symptoms that victims have experienced since smart meter exposure simply cannot be ignored, and provide ample evidence that there is something about smart meters that make them extremely harmful to at least some, and possibly eventually all persons. While there is obviously only a portion of our population that consciously realizes and manifests ES/EHS symptoms now (the canaries), we are all being exposed and are all susceptible.

## Summary Report, all Q's except Symptoms Q15 and open textbox Q's - Jan 31, 2013

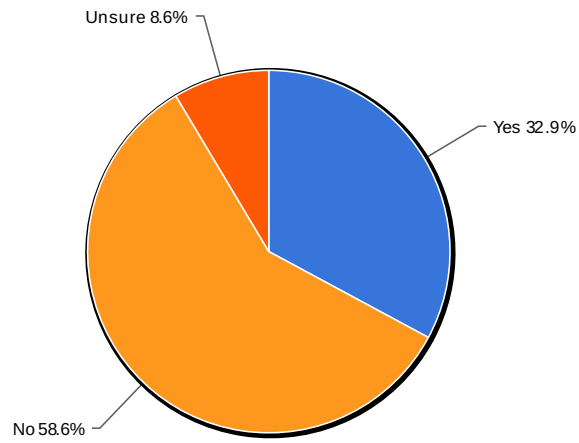
Survey: Smart Meter Health Effects Survey (Live Dec. 4, 2012)



## 1. Before smart meters, what was the general state of your health?

Value	Count	Percent %
Excellent (and no Multiple Chemical Sensitivity, chronic fatigue, fibromyalgia or known autoimmune disease)	91	43.3%
Good	81	38.6%
Fair	32	15.2%
Poor	6	2.9%

Statistics	
Total Responses	210
Skipped	0
Unanswered	0

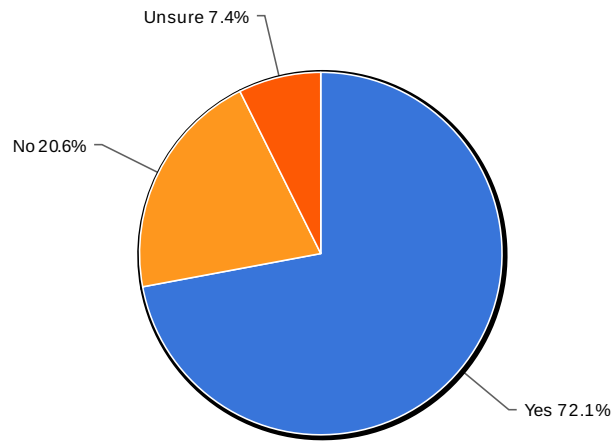


2. Before smart meters, did you have any electrical sensitivity that you were aware of?

Value	Count	Percent %
Yes	69	32.9%
No	123	58.6%
Unsure	18	8.6%

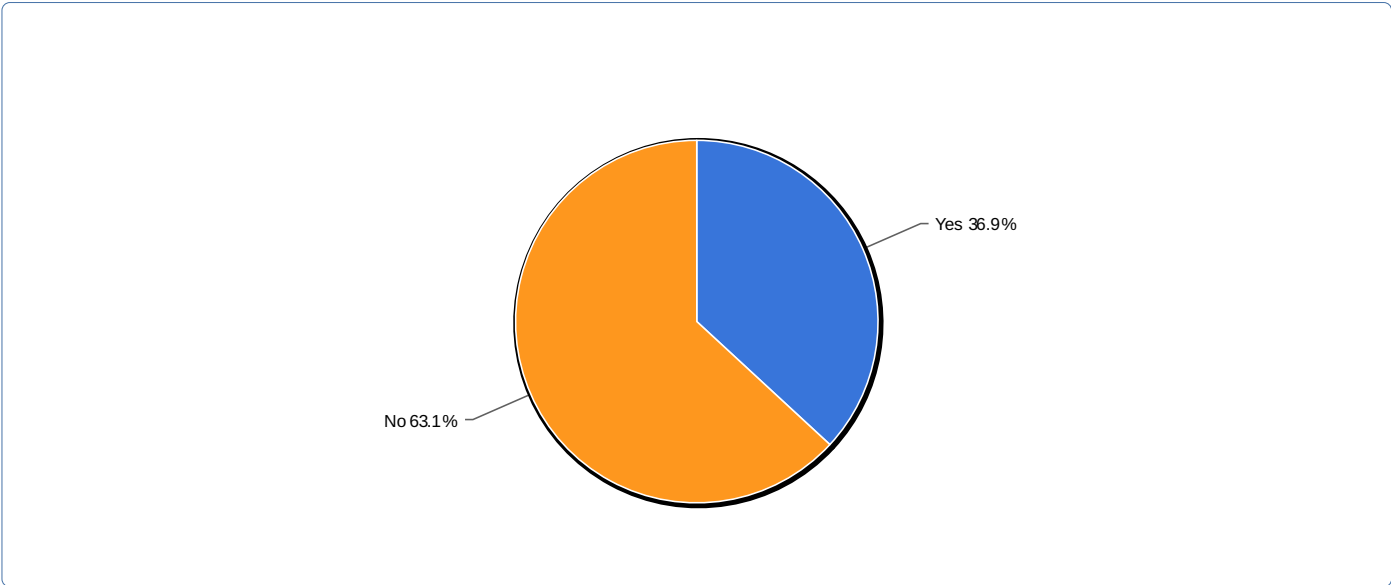
Statistics	
Total Responses	210
Skipped	0
Unanswered	0





Before smart meters, did you consider yourself to have ES (Electrical Sensitivity)?

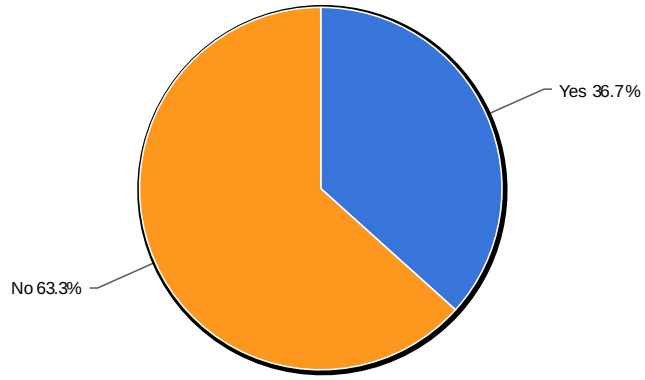
Value	Count	Percent %	Statistics	
Yes	49	72.1%	Total Responses	68
No	14	20.6%	Skipped	0
Unsure	5	7.4%	Unanswered	142



Before smart meters, had you ever heard of electrical sensitivity?

Value	Count	Percent %
Yes	52	36.9%
No	89	63.1%

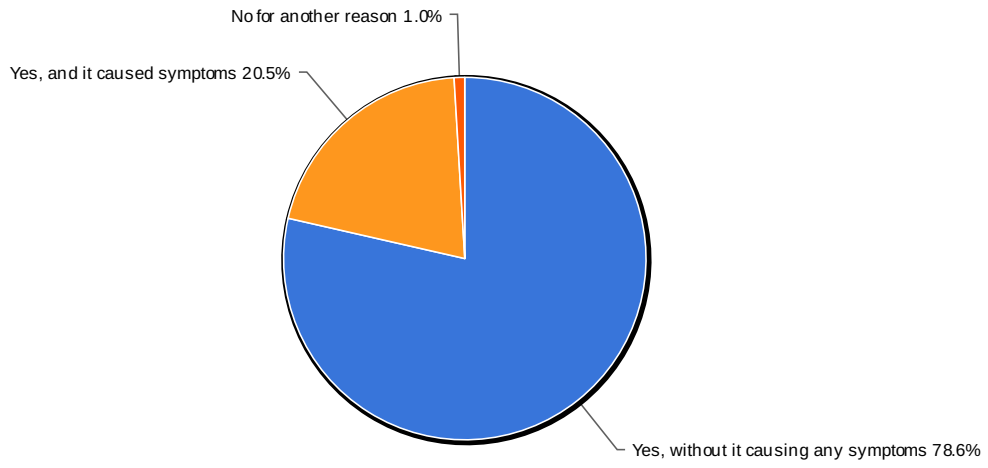
Statistics	
Total Responses	141
Skipped	2
Unanswered	69



3. Before smart meters, did you have any concerns about EMF (Electromagnetic Fields) from smart meters?

Value	Count	Percent %
Yes	77	36.7%
No	133	63.3%

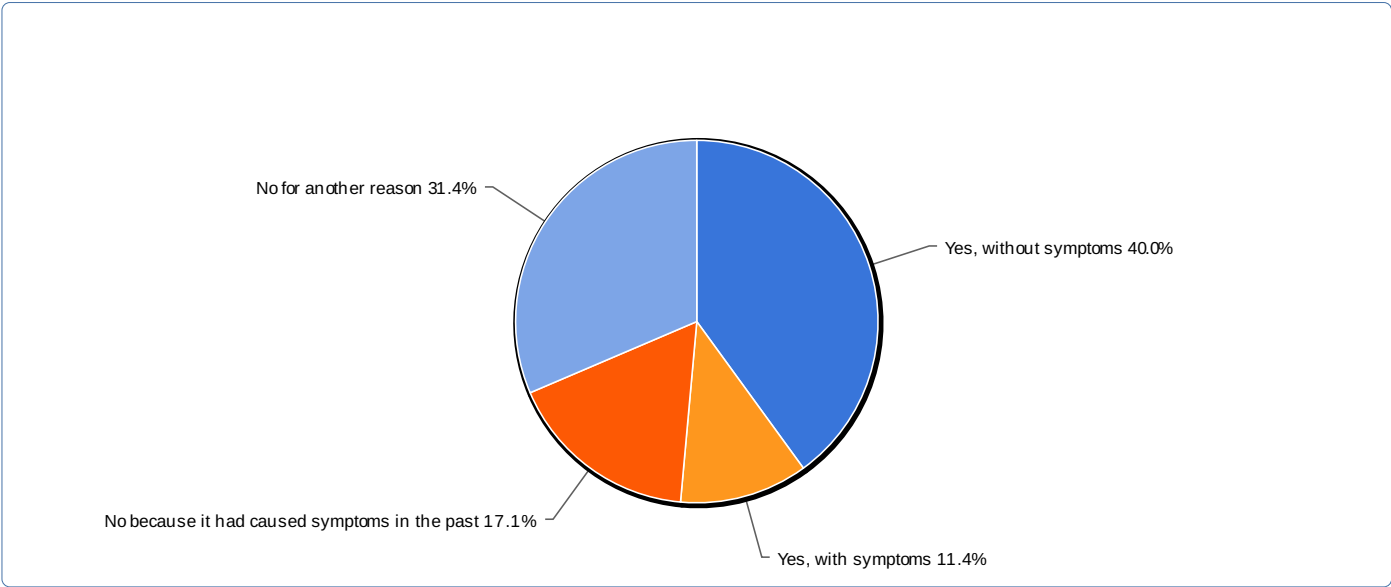
Statistics	
Total Responses	210
Skipped	0
Unanswered	0



#### 4. Before smart meters, were you using a computer?

Value	Count	Percent %
Yes, without it causing any symptoms	165	78.6%
Yes, and it caused symptoms	43	20.5%
No because it had caused symptoms in the past	0	0.0%
No for another reason	2	1.0%

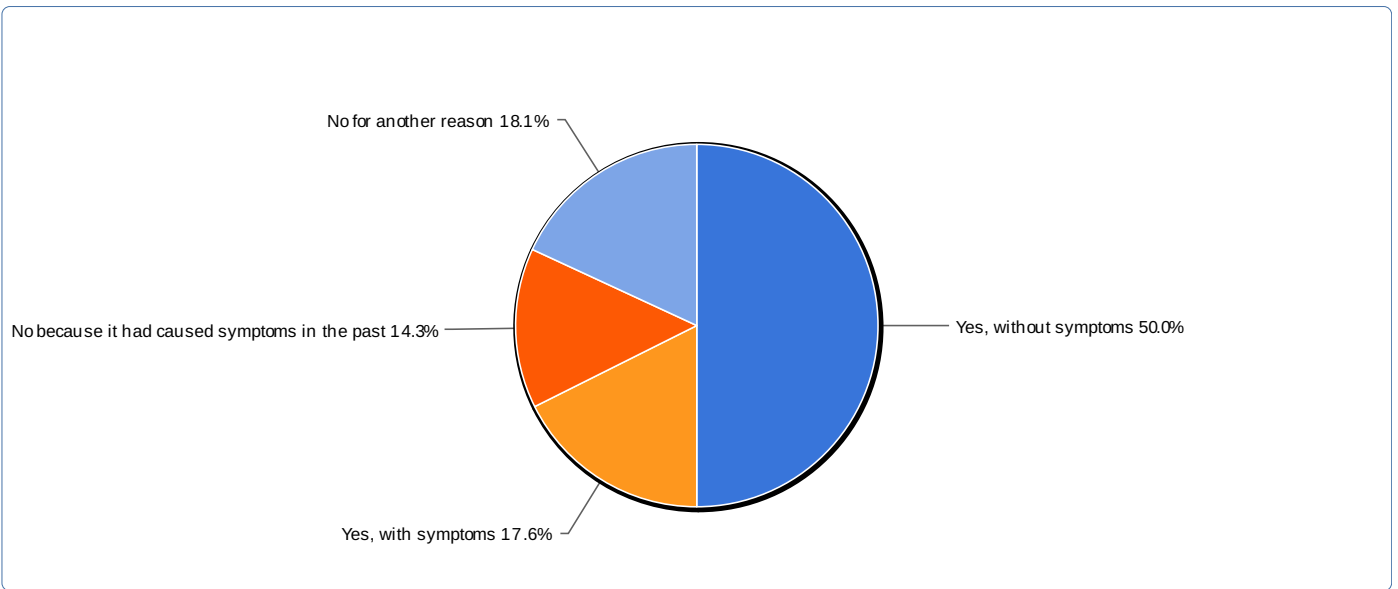
Statistics	
Total Responses	210
Skipped	0
Unanswered	0



5. Before smart meters, were you using Wi-Fi?

Value	Count	Percent %
Yes, without symptoms	84	40.0%
Yes, with symptoms	24	11.4%
No because it had caused symptoms in the past	36	17.1%
No for another reason	66	31.4%

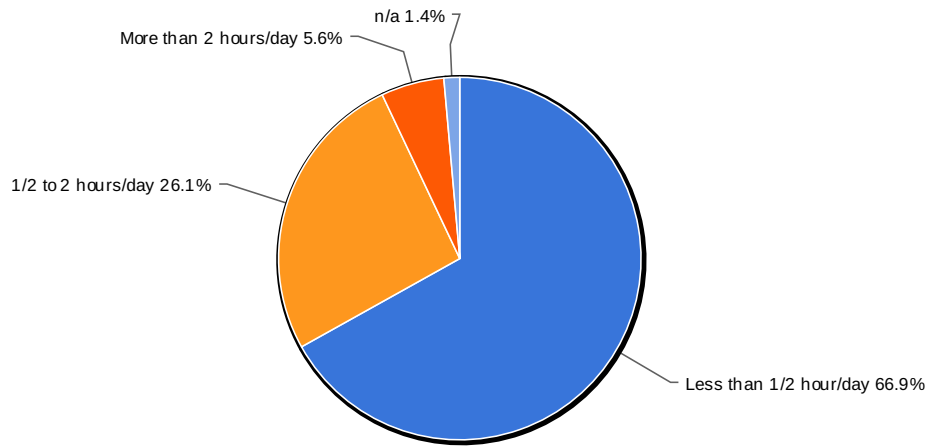
Statistics	
Total Responses	210
Skipped	0
Unanswered	0



6. Before smart meters, were you using a cell phone?

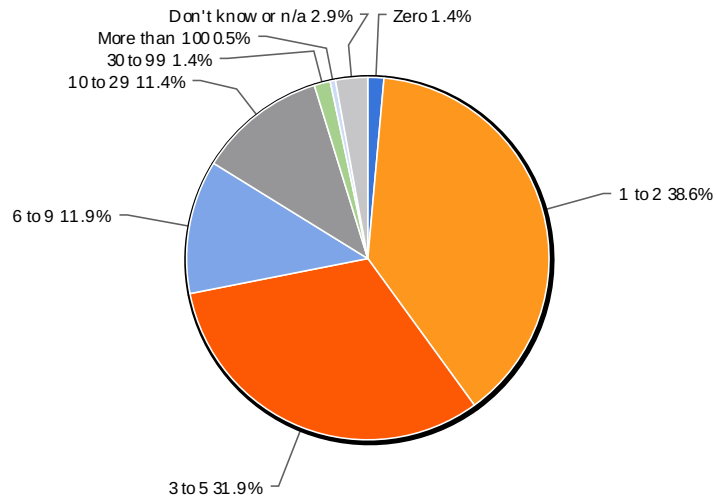
Value	Count	Percent %
Yes, without symptoms	105	50.0%
Yes, with symptoms	37	17.6%
No because it had caused symptoms in the past	30	14.3%
No for another reason	38	18.1%

Statistics	
Total Responses	210
Skipped	0
Unanswered	0



If you were using a cell phone, how would you characterize your cell phone usage?

Value	Count	Percent %	Statistics	
Less than 1/2 hour/day	95	66.9%	Total Responses	142
1/2 to 2 hours/day	37	26.1%	Skipped	0
More than 2 hours/day	8	5.6%	Unanswered	68
n/a	2	1.4%		



7. Roughly what was the total number of smart meters within about a 50 foot radius around your residence, including those (if any) on your residence? (Please review your selection to be sure it is correct.)

Value	Count	Percent %
Zero	3	1.4%
1 to 2	81	38.6%
3 to 5	67	31.9%
6 to 9	25	11.9%
10 to 29	24	11.4%
30 to 99	3	1.4%
More than 100	1	0.5%
Don't know or n/a	6	2.9%

Statistics	
Total Responses	210
Skipped	0
Unanswered	0



8. How many of these smart meters were on your residence (or on your building and relatively close to you)? (Select "Zero" if none).

Electric

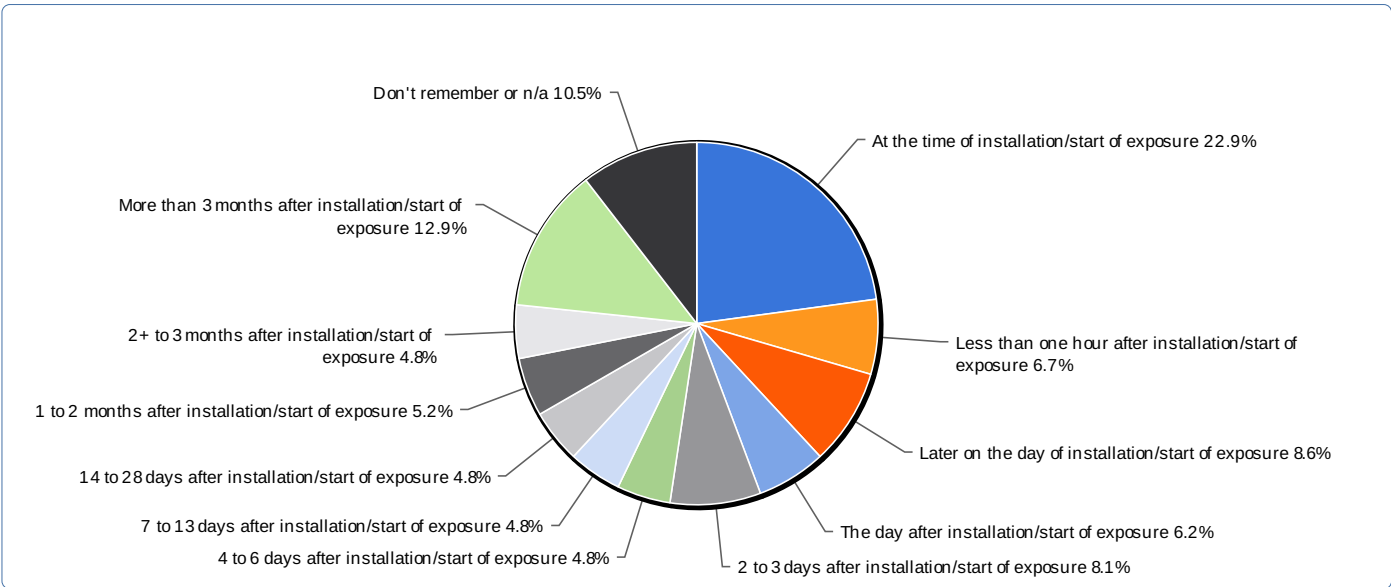
	Number of Smart Meters	Total
Zero	<b>20.5%</b> 43	<b>20.5%</b> 43
1	<b>50.5%</b> 106	<b>50.5%</b> 106
2	<b>11.0%</b> 23	<b>11.0%</b> 23
3	<b>2.9%</b> 6	<b>2.9%</b> 6
4 to 5	<b>4.8%</b> 10	<b>4.8%</b> 10
6 to 9	<b>3.8%</b> 8	<b>3.8%</b> 8
10 to 29	<b>4.8%</b> 10	<b>4.8%</b> 10
30 to 99	<b>0.5%</b> 1	<b>0.5%</b> 1
Don't know or n/a	<b>1.4%</b> 3	<b>1.4%</b> 3
<b>Total</b>	<b>210</b>	<b>210</b>

Water

	Number of Smart Meters	Total
Zero	<b>74.2%</b> 155	<b>74.2%</b> 155
1	<b>9.1%</b> 19	<b>9.1%</b> 19
2	<b>1.0%</b> 2	<b>1.0%</b> 2
4 to 5	<b>1.4%</b> 3	<b>1.4%</b> 3
6 to 9	<b>1.0%</b> 2	<b>1.0%</b> 2
Don't know or n/a	<b>13.4%</b> 28	<b>13.4%</b> 28
<b>Total</b>	<b>209</b>	<b>209</b>

Gas

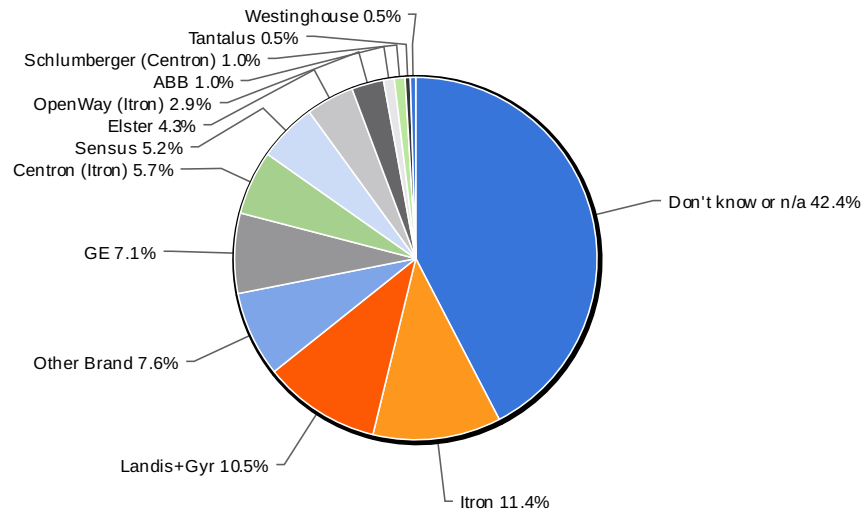
	Number of Smart Meters	Total
Zero	<b>70.3%</b> 147	<b>70.3%</b> 147
1	<b>16.3%</b> 34	<b>16.3%</b> 34
2	<b>1.0%</b> 2	<b>1.0%</b> 2
3	<b>0.5%</b> 1	<b>0.5%</b> 1
4 to 5	<b>1.0%</b> 2	<b>1.0%</b> 2
6 to 9	<b>1.4%</b> 3	<b>1.4%</b> 3
10 to 29	<b>0.5%</b> 1	<b>0.5%</b> 1
Don't know or n/a	<b>9.1%</b> 19	<b>9.1%</b> 19
<b>Total</b>	<b>209</b>	<b>209</b>



9. Concerning only the smart meter(s) that most affected you, about how long after smart meter installation or after beginning of exposure, did you discover that the smart meter was present (by actually seeing it or being told about it)?(Please read the answer that remains in the dropdown menu box after you make your selection, to be sure it is correct).

Value	Count	Percent %
At the time of installation/start of exposure	48	22.9%
Less than one hour after installation/start of exposure	14	6.7%
Later on the day of installation/start of exposure	18	8.6%
The day after installation/start of exposure	13	6.2%
2 to 3 days after installation/start of exposure	17	8.1%
4 to 6 days after installation/start of exposure	10	4.8%
7 to 13 days after installation/start of exposure	10	4.8%
14 to 28 days after installation/start of exposure	10	4.8%
1 to 2 months after installation/start of exposure	11	5.2%
2+ to 3 months after installation/start of exposure	10	4.8%
More than 3 months after installation/start of exposure	27	12.9%
Don't remember or n/a	22	10.5%

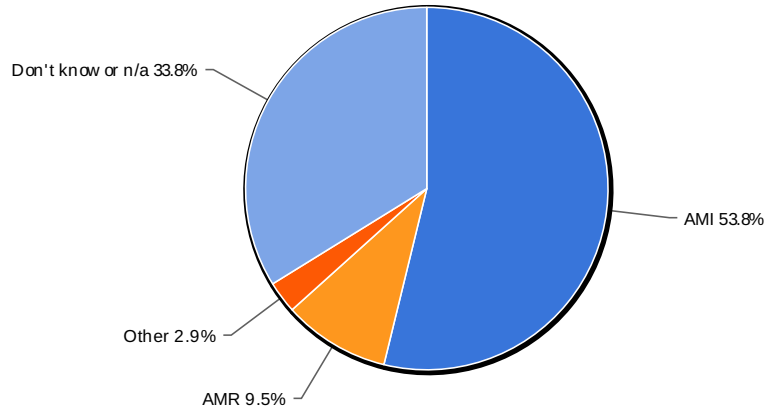
Statistics	
Total Responses	210
Skipped	0
Unanswered	0



10. What was the Brand/Manufacturer of the closest Electric smart meter?

Value	Count	Percent %
Don't know or n/a	89	42.4%
Itron	24	11.4%
Landis+Gyr	22	10.5%
Other Brand	16	7.6%
GE	15	7.1%
Centron (Itron)	12	5.7%
Sensus	11	5.2%
Elster	9	4.3%
OpenWay (Itron)	6	2.9%
ABB	2	1.0%
Schlumberger (Centron)	2	1.0%
Tantalus	1	0.5%
Westinghouse	1	0.5%
Siemens	0	0.0%

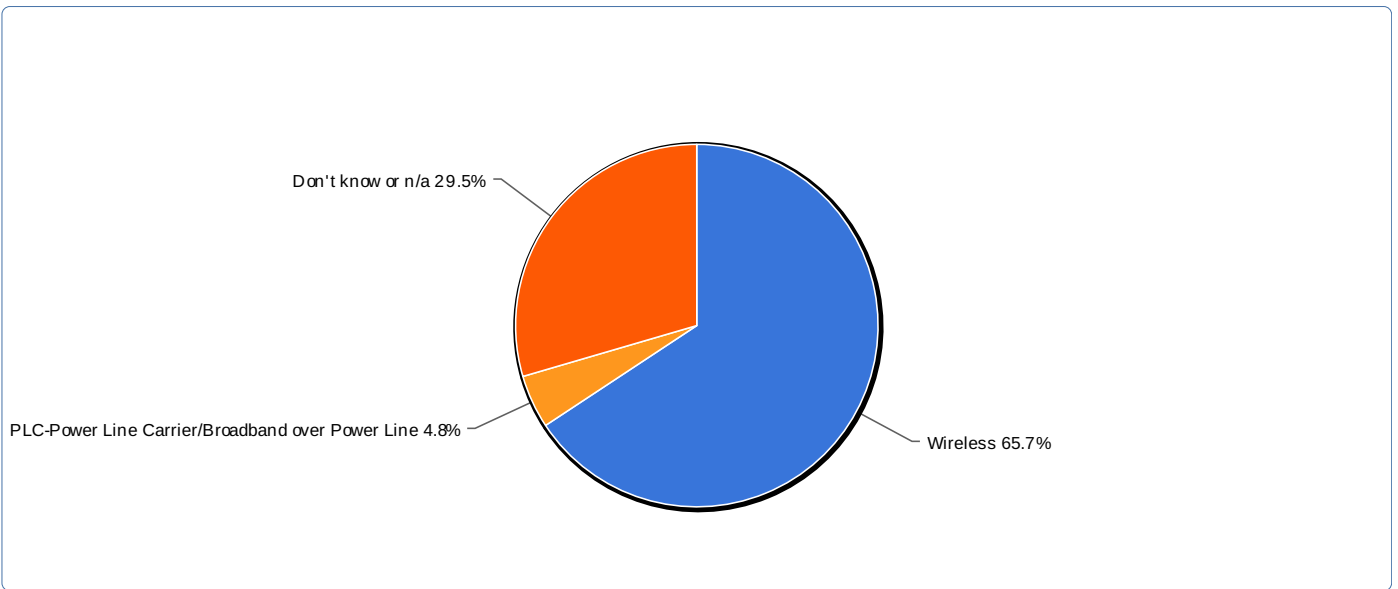
Statistics	
Total Responses	210
Skipped	0
Unanswered	0



11. What was the TYPE of the closest Electric smart meter? AMI = Advanced Metering Infrastructure type of meter (data automatically sent to utility), AMR = Automated Meter Reading type of meter (data read remotely by reader from vehicle or on foot)

Value	Count	Percent %
AMI	113	53.8%
AMR	20	9.5%
Other	6	2.9%
Don't know or n/a	71	33.8%

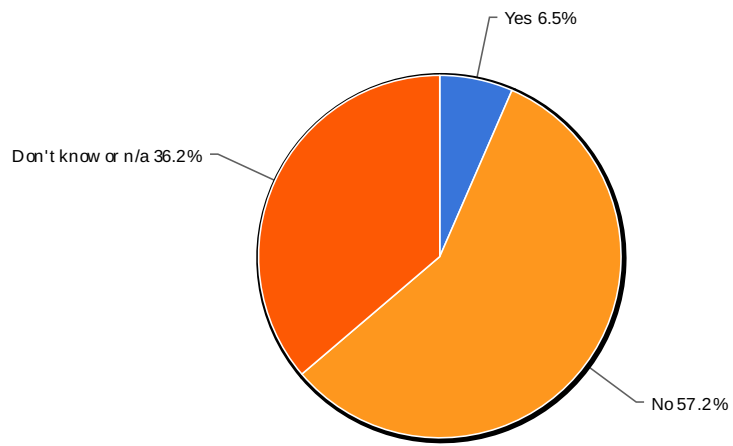
Statistics	
Total Responses	210
Skipped	0
Unanswered	0



14. Which method of data reporting to the Utility did the Electric smart meter use?

Value	Count	Percent %
Wireless	138	65.7%
PLC- Power Line Carrier/Broadband over Power Line	10	4.8%
Phone line	0	0.0%
Fiber optics	0	0.0%
Don't know or n/a	62	29.5%

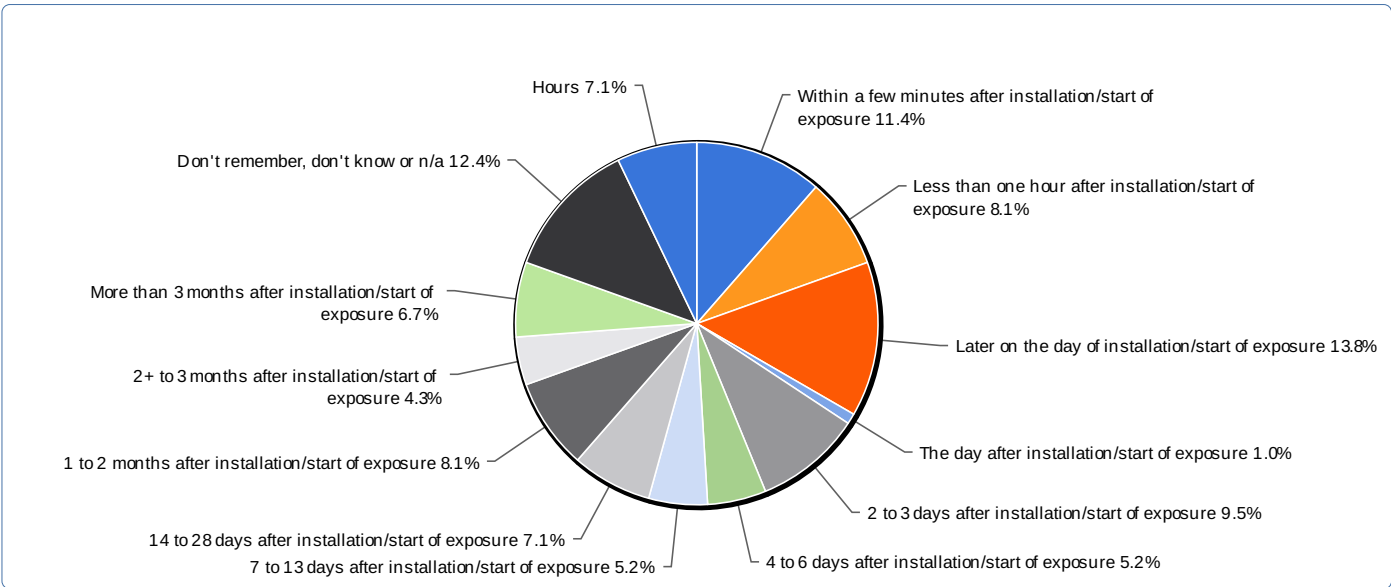
Statistics	
Total Responses	210
Skipped	0
Unanswered	0



If wireless, were the transmitters supposedly turned off?

Value	Count	Percent %
Yes	9	6.5%
No	79	57.3%
Don't know or n/a	50	36.2%

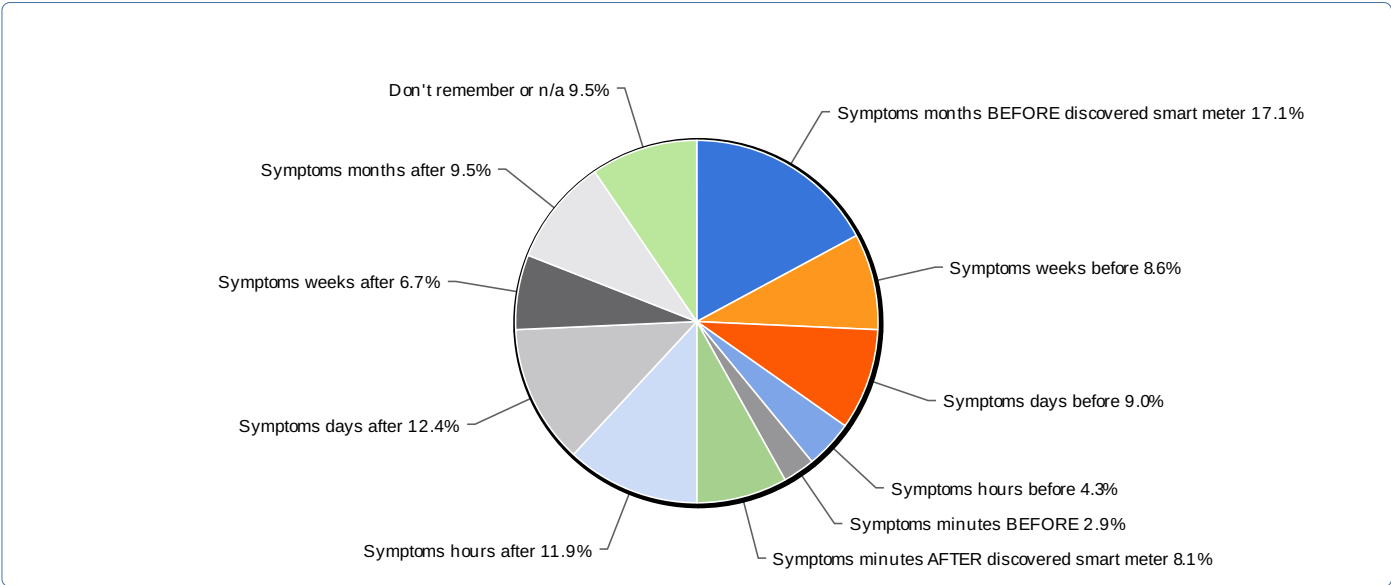
Statistics	
Total Responses	138
Skipped	0
Unanswered	72



16. Approximately how long after smart meter installation or the start of exposure (concerning only the smart meter(s) that most affected you) did new symptoms begin and/or previous symptoms worsen? (Please read the answer that appears in the dropdown menu box after you make your selection, to be sure it is correct).

Value	Count	Percent %
Within a few minutes after installation/start of exposure	24	11.4%
Less than one hour after installation/start of exposure	17	8.1%
Later on the day of installation/start of exposure	29	13.8%
The day after installation/start of exposure	2	1.0%
2 to 3 days after installation/start of exposure	20	9.5%
4 to 6 days after installation/start of exposure	11	5.2%
7 to 13 days after installation/start of exposure	11	5.2%
14 to 28 days after installation/start of exposure	15	7.1%
1 to 2 months after installation/start of exposure	17	8.1%
2+ to 3 months after installation/start of exposure	9	4.3%
More than 3 months after installation/start of exposure	14	6.7%
Don't remember, don't know or n/a	26	12.4%
Hours	15	7.1%

Statistics	
Total Responses	210
Skipped	0
Unanswered	0

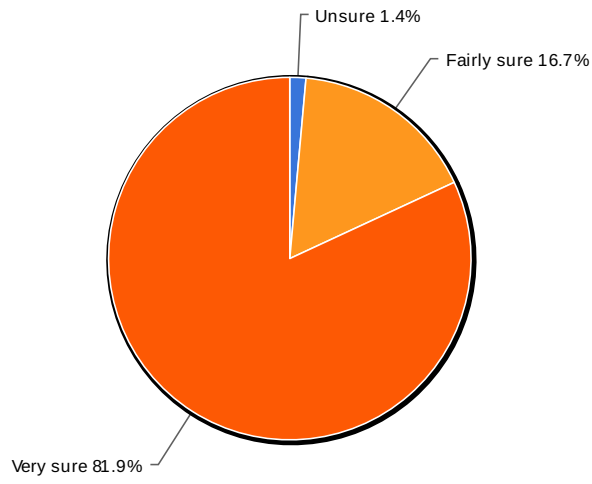


17. Did your new/worsened symptoms (that you correlate with smart meter exposure) begin or worsen BEFORE, or AFTER you first DISCOVERED the presence of a smart meter? (the smart meter(s) that most affected you) (After you select your answer, please double-check to be sure that the answer that shows in the box is the one you meant to select).

Value	Count	Percent %
Symptoms months BEFORE discovered smart meter	36	17.1%
Symptoms weeks before	18	8.6%
Symptoms days before	19	9.1%
Symptoms hours before	9	4.3%
Symptoms minutes BEFORE	6	2.9%
Symptoms minutes AFTER discovered smart meter	17	8.1%
Symptoms hours after	25	11.9%
Symptoms days after	26	12.4%
Symptoms weeks after	14	6.7%
Symptoms months after	20	9.5%
Don't remember or n/a	20	9.5%

Statistics	
Total Responses	210
Skipped	0
Unanswered	0

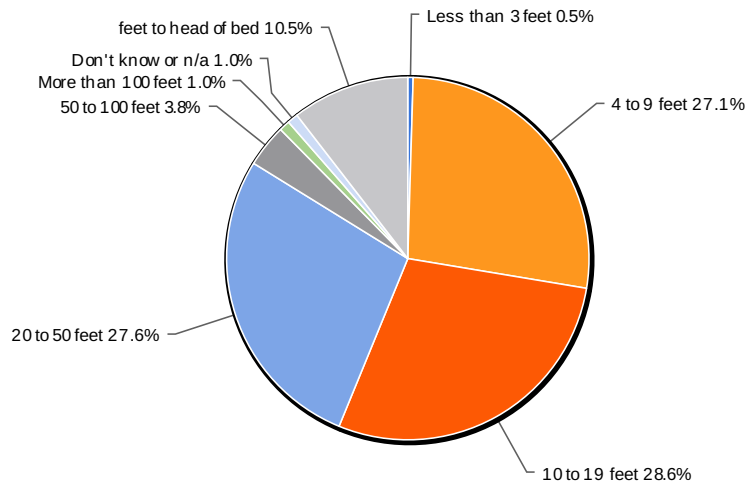




18. How sure are you that your new/worsened symptoms correlated to smart meter exposure?

Value	Count	Percent %
Unsure	3	1.4%
Fairly sure	35	16.7%
Very sure	172	81.9%

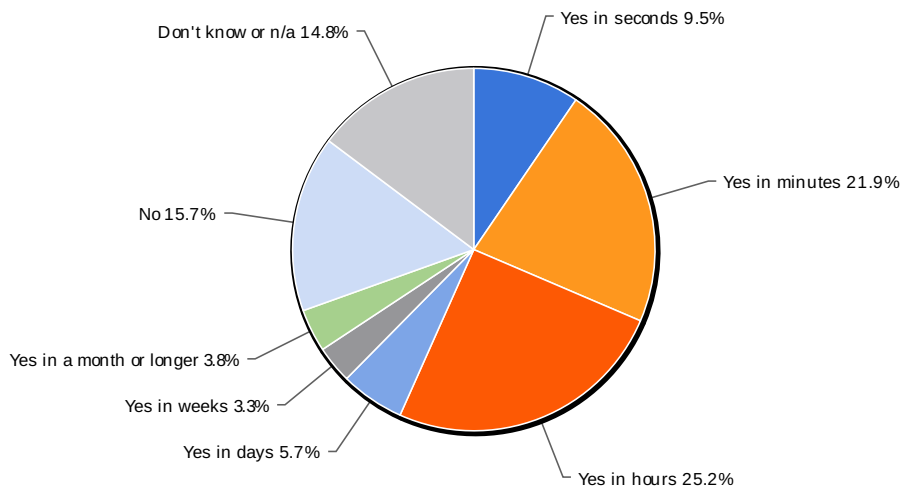
Statistics	
Total Responses	210
Skipped	0
Unanswered	0



19. What is (or was) the approximate distance (through the wall in a straight-line measurement) between the closest smart meter and the location closest to the smart meter where you spent the most time (for example, the head of your bed)?

Value	Count	Percent %
Less than 3 feet	1	0.5%
4 to 9 feet	57	27.1%
10 to 19 feet	60	28.6%
20 to 50 feet	58	27.6%
50 to 100 feet	8	3.8%
More than 100 feet	2	1.0%
Don't know or n/a	2	1.0%
feet to head of bed	22	10.5%

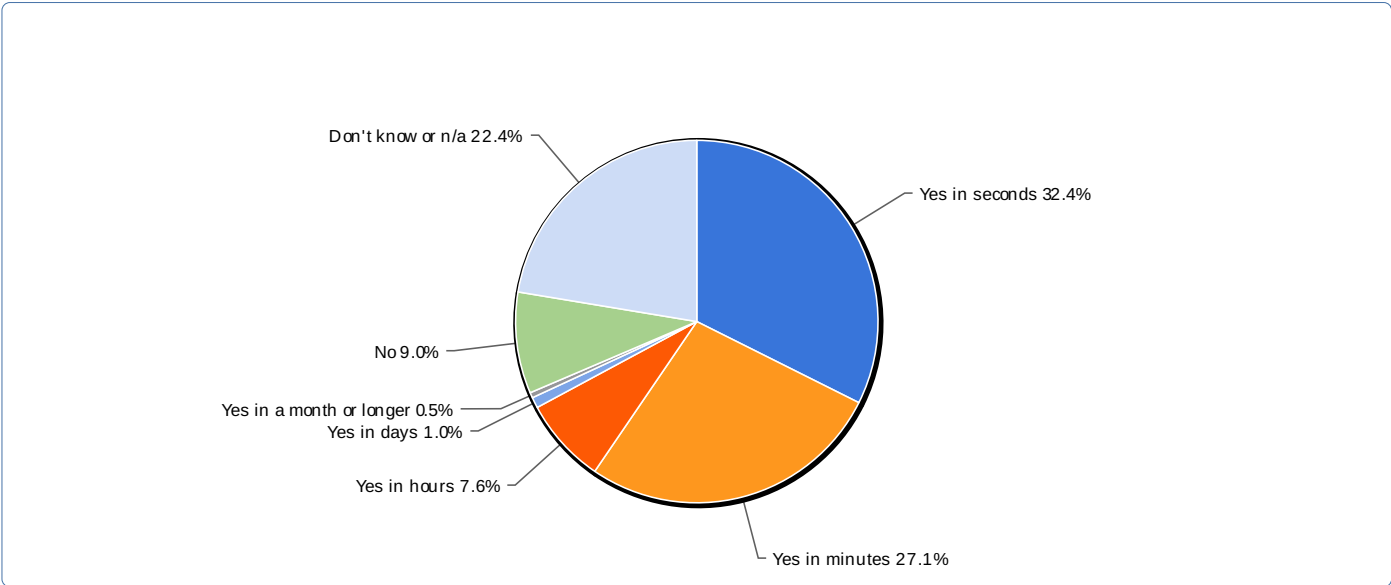
Statistics	
Total Responses	210
Skipped	0
Unanswered	0



20. Did your symptoms lessen when you went further away from smart meter(s)?

Value	Count	Percent %
Yes in seconds	20	9.5%
Yes in minutes	46	21.9%
Yes in hours	53	25.2%
Yes in days	12	5.7%
Yes in weeks	7	3.3%
Yes in a month or longer	8	3.8%
No	33	15.7%
Don't know or n/a	31	14.8%

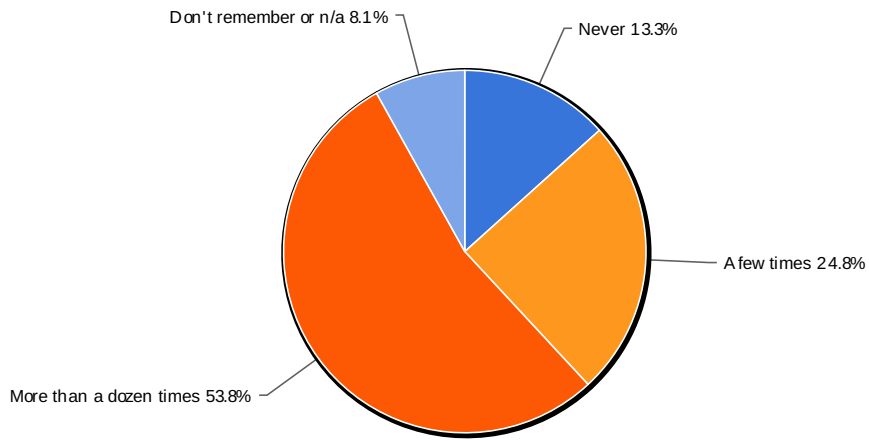
Statistics	
Total Responses	210
Skipped	0
Unanswered	0



21. Did your symptoms worsen when you went closer to smart meter(s)?

Value	Count	Percent %
Yes in seconds	68	32.4%
Yes in minutes	57	27.1%
Yes in hours	16	7.6%
Yes in days	2	1.0%
Yes in weeks	0	0.0%
Yes in a month or longer	1	0.5%
No	19	9.1%
Don't know or n/a	47	22.4%

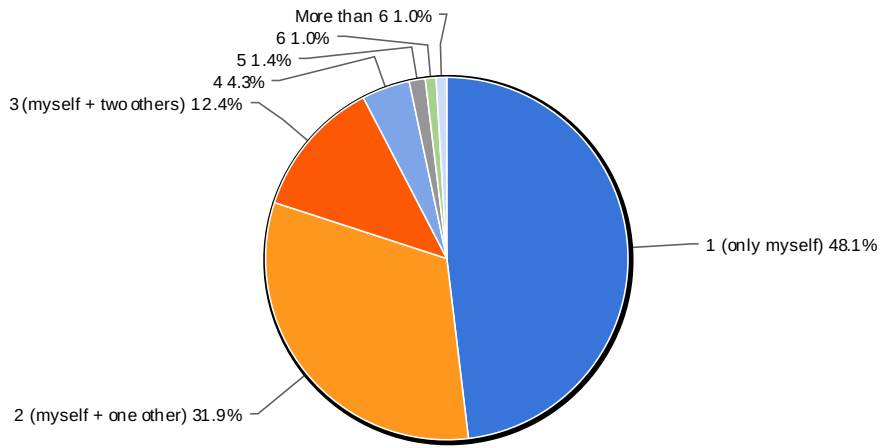
Statistics	
Total Responses	210
Skipped	0
Unanswered	0



22. How many times did you conduct the inadvertent (or conscious) "experiment" described by the previous two questions?

Value	Count	Percent %
Never	28	13.3%
A few times	52	24.8%
More than a dozen times	113	53.8%
Don't remember or n/a	17	8.1%

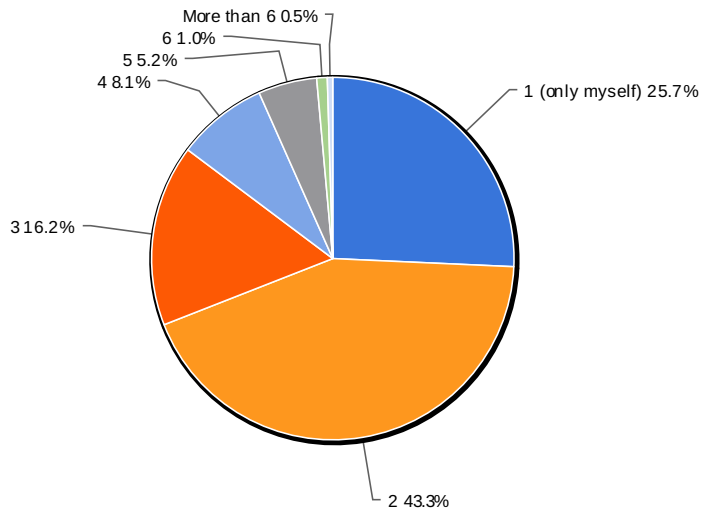
Statistics	
Total Responses	210
Skipped	0
Unanswered	0



23. How many people in your household were affected by smart meters, including yourself?

Value	Count	Percent %
1 (only myself)	101	48.1%
2 (myself + one other)	67	31.9%
3 (myself + two others)	26	12.4%
4	9	4.3%
5	3	1.4%
6	2	1.0%
More than 6	2	1.0%

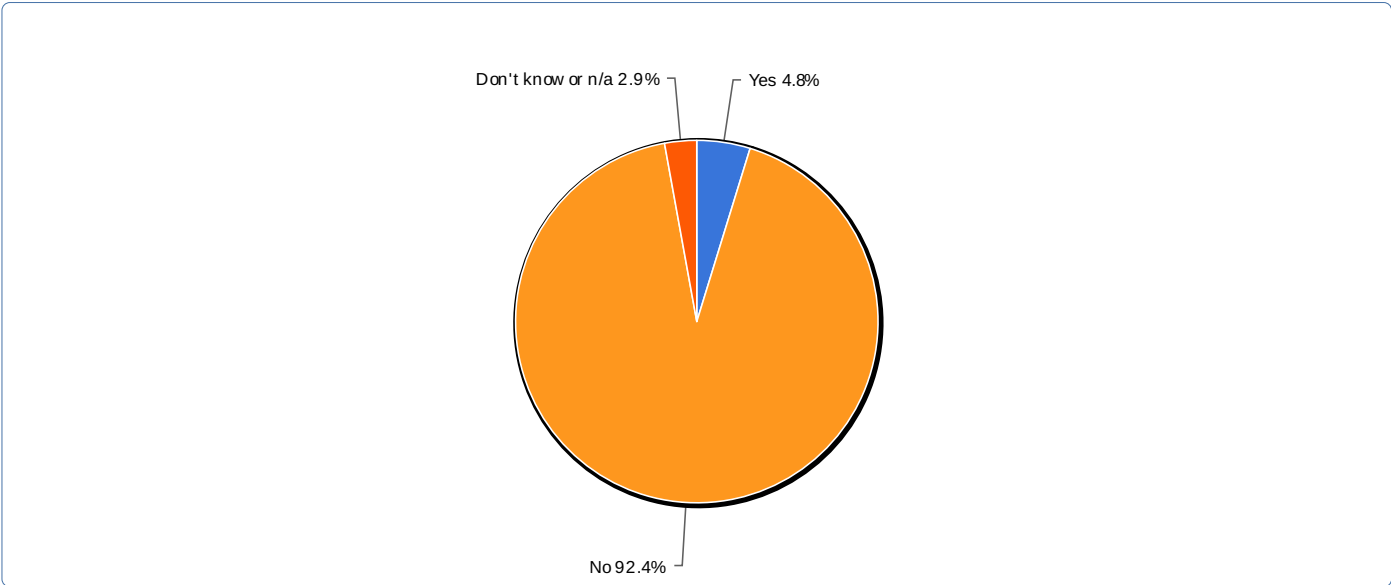
Statistics	
Total Responses	210
Skipped	0
Unanswered	0



24. What was the total number of persons living in your household at the time of smart meter exposure, including yourself?

Value	Count	Percent %
1 (only myself)	54	25.7%
2	91	43.3%
3	34	16.2%
4	17	8.1%
5	11	5.2%
6	2	1.0%
More than 6	1	0.5%

Statistics	
Total Responses	210
Skipped	0
Unanswered	0

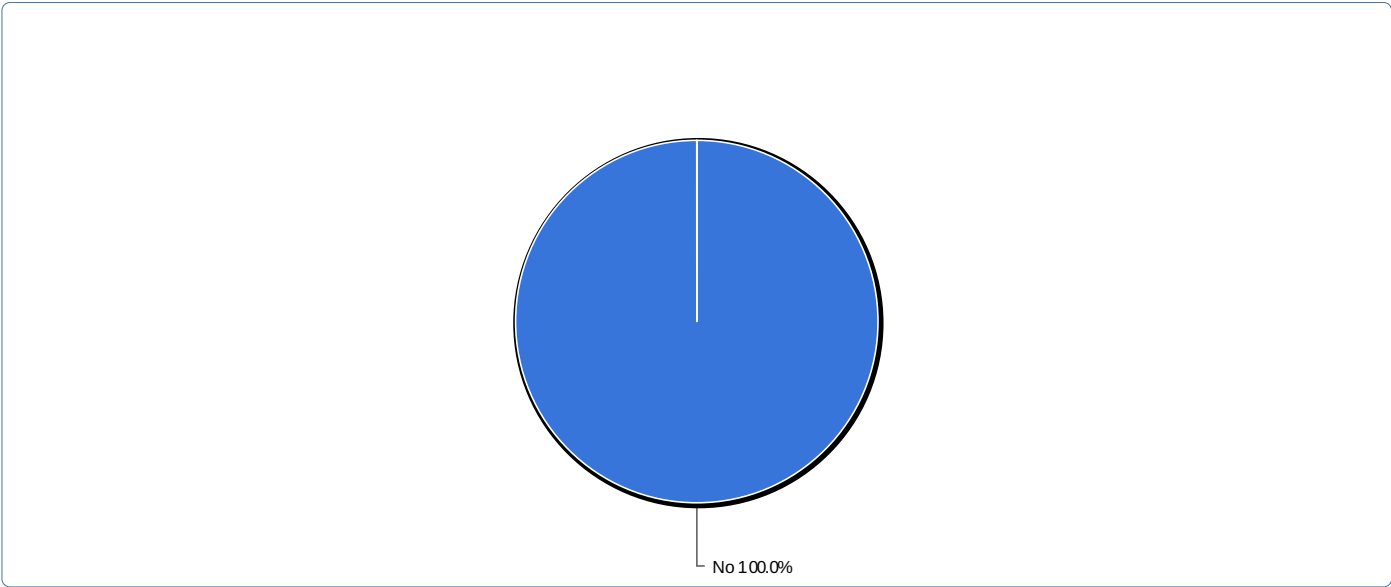


25. Was there any new electronic device in your home that was first turned on at around the time of smart meter installation/start of exposure, such as a: baby monitor, DECT cordless phone, large screen TV, computer/monitor, internet connection, Wi-Fi device, high-efficiency light bulbs such as compact fluorescents (CFLs) or LEDs, induction-type stove top, generator, welder, large charger or 12 volt DC to 120 volt AC inverter such as for a solar system?

Value	Count	Percent %
Yes	10	4.8%
No	194	92.4%
Don't know or n/a	6	2.9%

Statistics	
Total Responses	210
Skipped	0
Unanswered	0

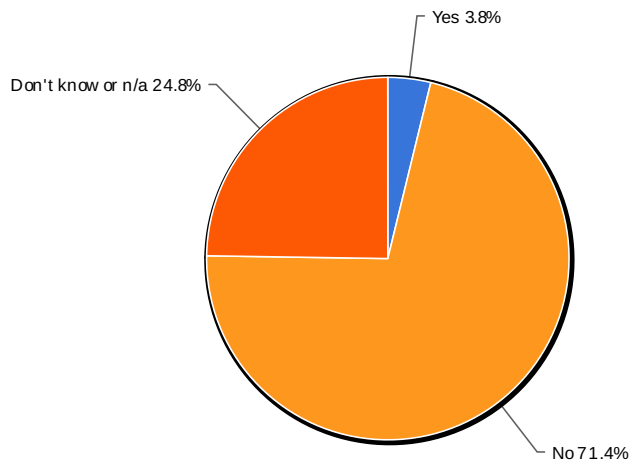




If "Yes" a new device was turned on at the time, is it possible that your new/unusual or intensified symptoms were associated with this new device and not at all to the smart meter?

Value	Count	Percent %
Yes it is possible	0	0.0%
No	11	100.0%
Don't know or n/a	0	0.0%

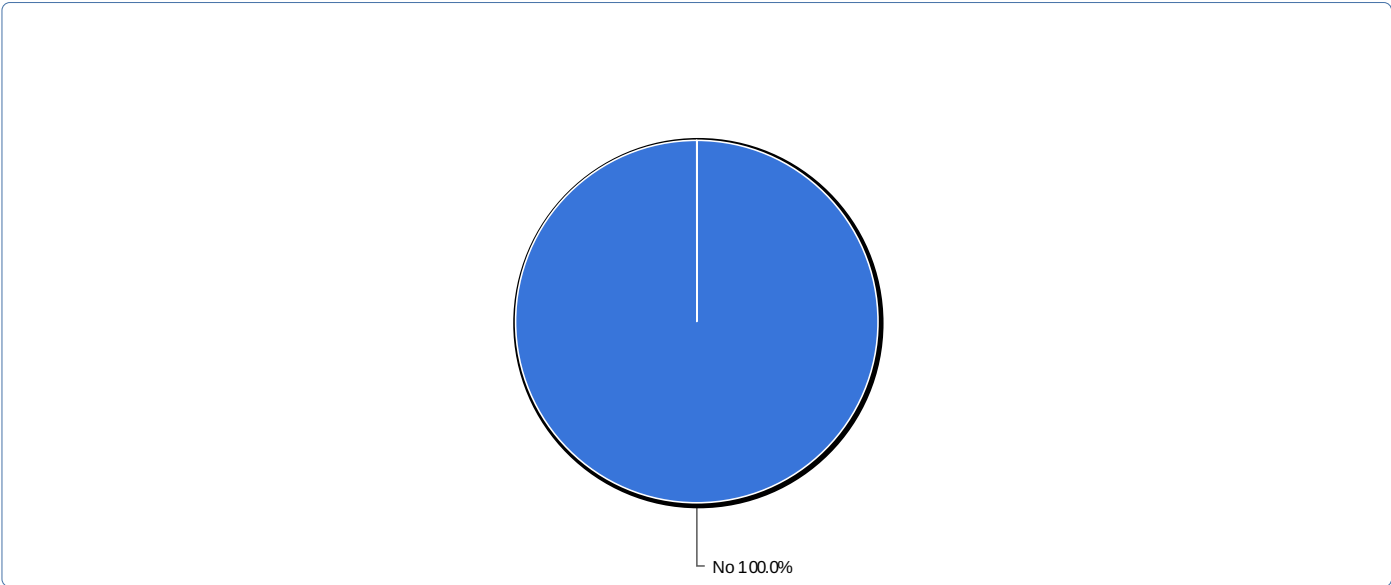
Statistics	
Total Responses	11
Skipped	1
Unanswered	199



26. Was there a new antenna/transmitter newly activated near your home around the time of smart meter installation/start of exposure that was not part of the Smart Meter Mesh system (such as a new cell tower or emergency police/fire communication system, either an antenna, or a microwave dish/drum pointed at you at your elevation)?

Value	Count	Percent %
Yes	8	3.8%
No	150	71.4%
Don't know or n/a	52	24.8%

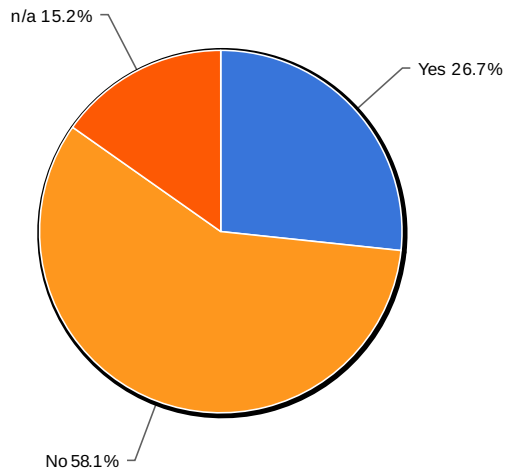
Statistics	
Total Responses	210
Skipped	0
Unanswered	0



If "Yes" a new antenna/transmitter was activated, is it possible your new/unusual or intensified symptoms were associated with this transmitter and not at all to the smart meter?

Value	Count	Percent %
Yes it is possible	0	0.0%
No	9	100.0%
Don't know or n/a	0	0.0%

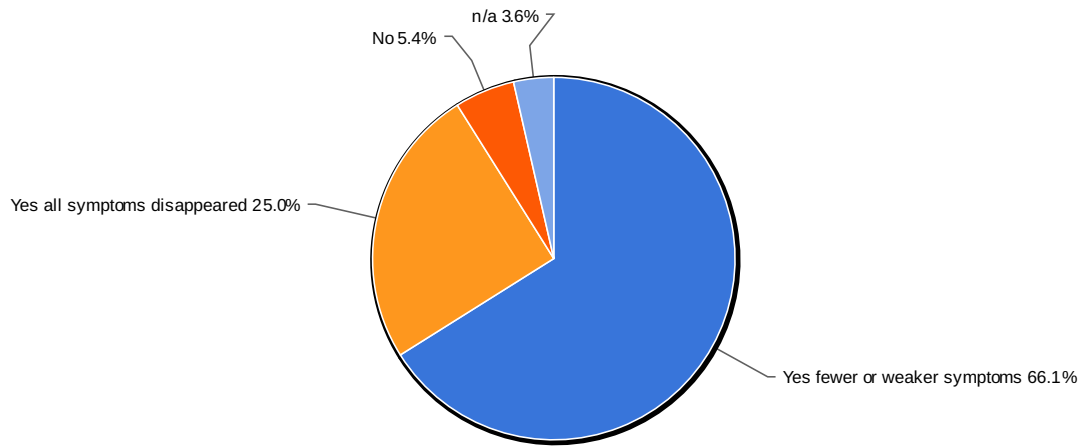
Statistics	
Total Responses	9
Skipped	0
Unanswered	201



27. If one or more smart meter(s) were installed on your residence, have all of them been removed?

Value	Count	Percent %
Yes	56	26.7%
No	122	58.1%
n/a	32	15.2%

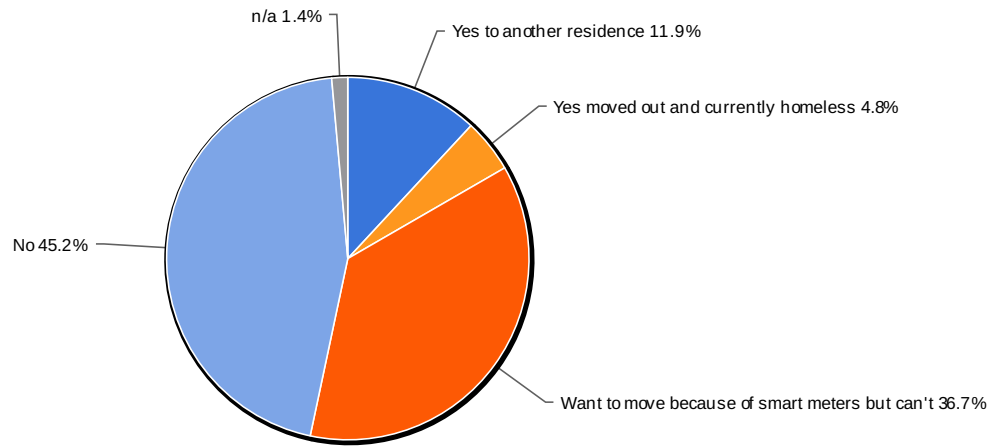
Statistics	
Total Responses	210
Skipped	0
Unanswered	0



If "Yes" all smart meters were removed, did removal decrease your symptoms?

Value	Count	Percent %
Yes fewer or weaker symptoms	37	66.1%
Yes all symptoms disappeared	14	25.0%
No	3	5.4%
n/a	2	3.6%

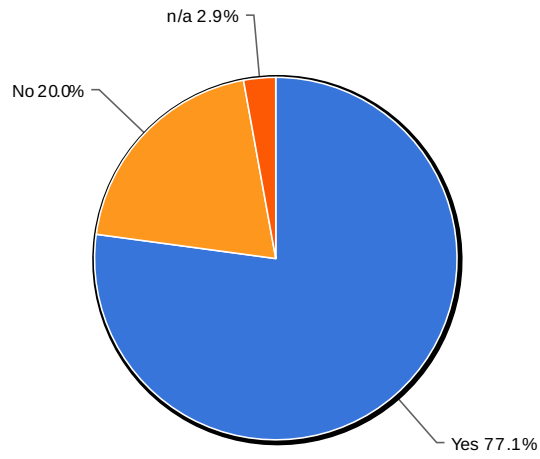
Statistics	
Total Responses	56
Skipped	0
Unanswered	154



## 28. Have you moved?

Value	Count	Percent %
Yes to another residence	25	11.9%
Yes moved out and currently homeless	10	4.8%
Want to move because of smart meters but can't	77	36.7%
No	95	45.2%
n/a	3	1.4%

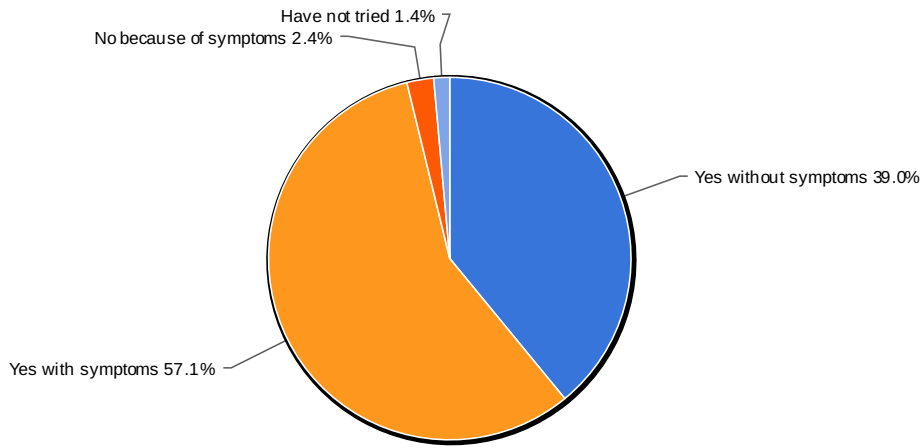
Statistics	
Total Responses	210
Skipped	0
Unanswered	0



If you moved, did you move primarily because of smart meter(s)?

Value	Count	Percent %
Yes	27	77.1%
No	7	20.0%
n/a	1	2.9%

Statistics	
Total Responses	35
Skipped	0
Unanswered	175

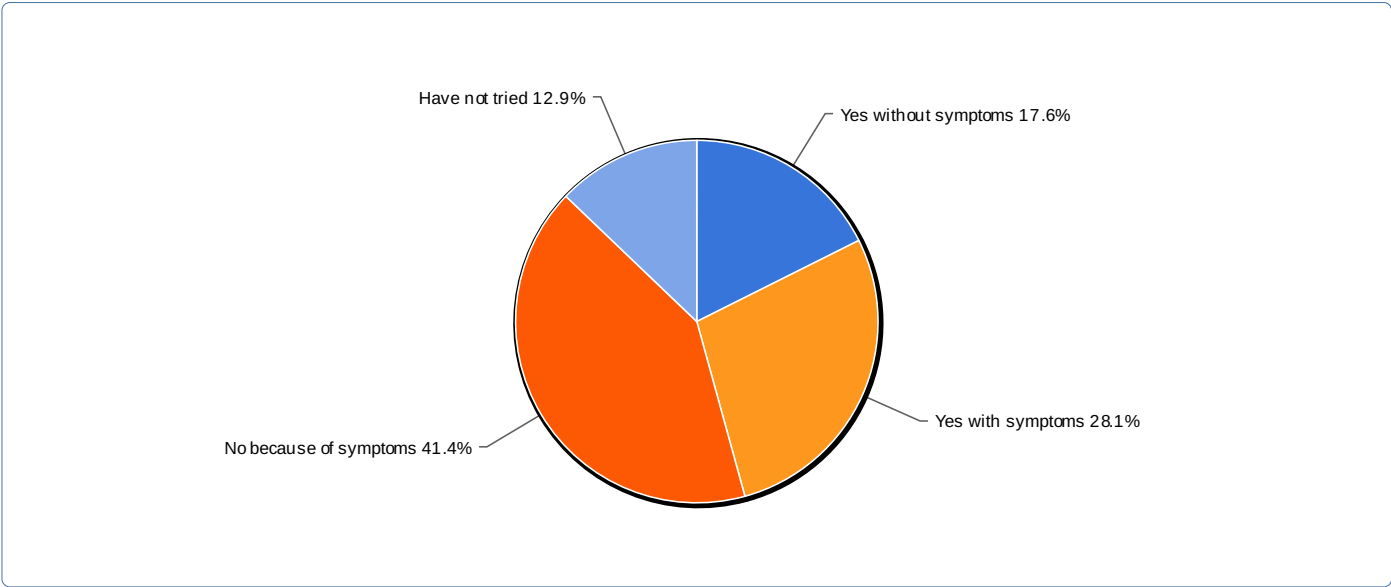


29. Are you presently able to use a computer?

Value	Count	Percent %
Yes without symptoms	82	39.1%
Yes with symptoms	120	57.1%
No because of symptoms	5	2.4%
Have not tried	3	1.4%

Statistics	
Total Responses	210
Skipped	0
Unanswered	0

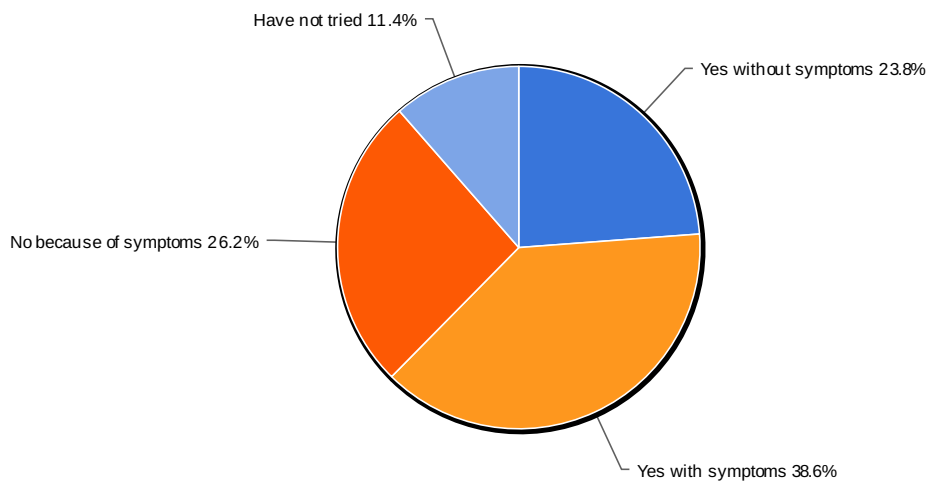




30. Are you presently able to use Wi-Fi?

Value	Count	Percent %
Yes without symptoms	37	17.6%
Yes with symptoms	59	28.1%
No because of symptoms	87	41.4%
Have not tried	27	12.9%

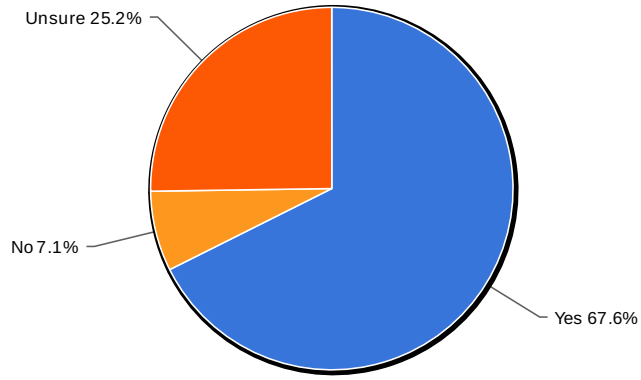
Statistics	
Total Responses	210
Skipped	0
Unanswered	0



### 31. Are you presently able to use a cell phone?

Value	Count	Percent %
Yes without symptoms	50	23.8%
Yes with symptoms	81	38.6%
No because of symptoms	55	26.2%
Have not tried	24	11.4%

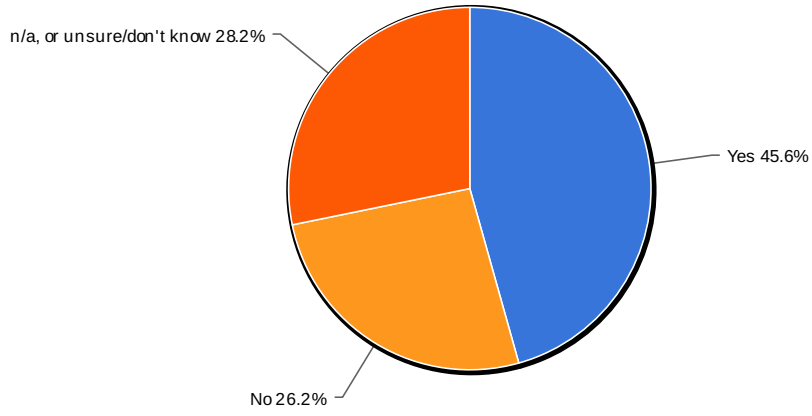
Statistics	
Total Responses	210
Skipped	0
Unanswered	0



32. Do you presently have ES (Electrical Sensitivity)?

Value	Count	Percent %
Yes	142	67.6%
No	15	7.1%
Unsure	53	25.2%

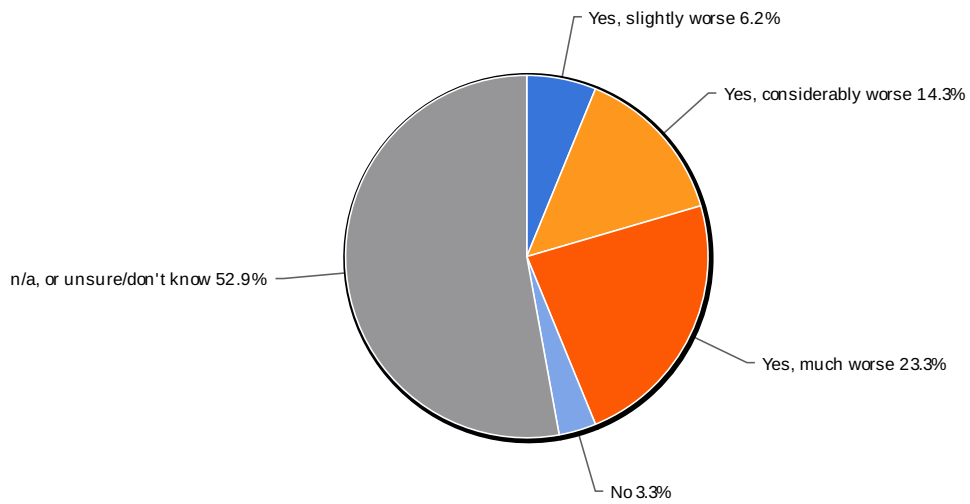
Statistics	
Total Responses	210
Skipped	0
Unanswered	0



Was your exposure to smart meters responsible for initiating your ES?

Value	Count	Percent %
Yes	89	45.6%
No	51	26.2%
n/a, or unsure/don't know	55	28.2%

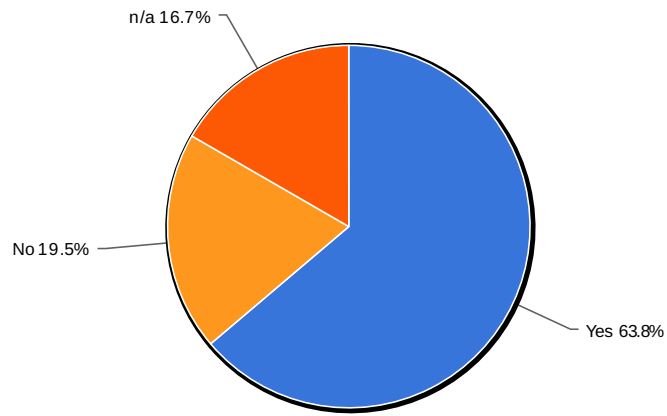
Statistics	
Total Responses	195
Skipped	0
Unanswered	15



36. If you already had ES before smart meters, did your exposure to smart meters make your ES worse?

Value	Count	Percent %
Yes, slightly worse	13	6.2%
Yes, considerably worse	30	14.3%
Yes, much worse	49	23.3%
No	7	3.3%
n/a, or unsure/don't know	111	52.9%

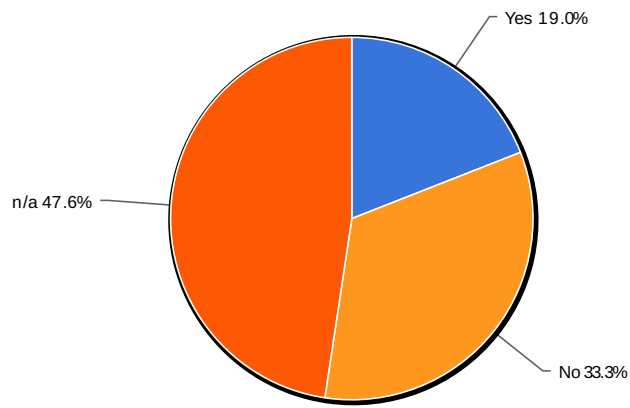
Statistics	
Total Responses	210
Skipped	0
Unanswered	0



37. Have your symptoms from smart meter(s) significantly limited your capacity to work?

Value	Count	Percent %
Yes	134	63.8%
No	41	19.5%
n/a	35	16.7%

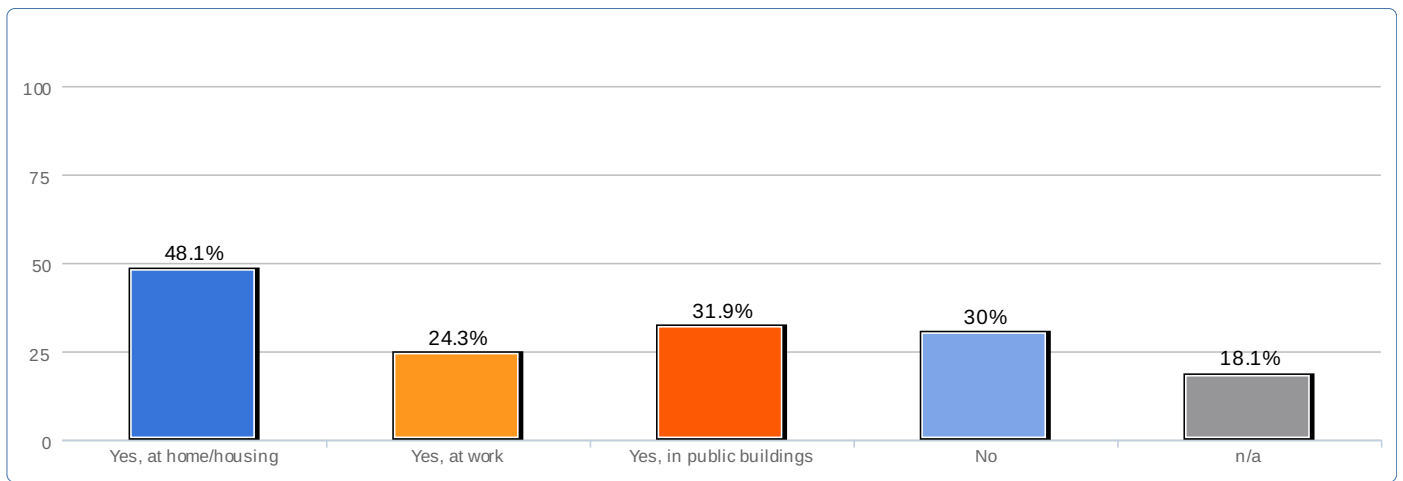
Statistics	
Total Responses	210
Skipped	0
Unanswered	0



38. If you had a job, did your symptoms from smart meter(s) force you to leave it?

Value	Count	Percent %
Yes	40	19.1%
No	70	33.3%
n/a	100	47.6%

Statistics	
Total Responses	210
Skipped	0
Unanswered	0



39. Have your symptoms from smart meter(s) caused you to have a disability that needs (or needed) accommodation? (Check all boxes that apply; you can check more than one.)

Value	Count	Percent %
Yes, at home/housing	101	48.1%
Yes, at work	51	24.3%
Yes, in public buildings	67	31.9%
No	63	30.0%
n/a	38	18.1%

Statistics	
Total Responses	210
Skipped	0
Unanswered	0

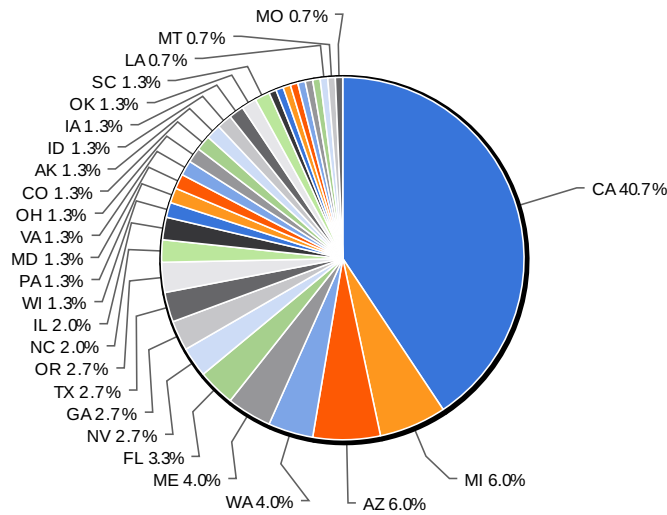


40. Have you been diagnosed by a M.D. to have any of the following conditions, and if Yes, diagnosed when? [SM = your exposure to Smart Meter(s)]

	No or n/a	Yes, before SM	Yes, after SM	Responses
<b>Cardiac arrhythmia</b>	<b>77.8%</b> 140	<b>10.0%</b> 18	<b>12.2%</b> 22	<b>180</b>
<b>Other heart condition</b>	<b>86.3%</b> 145	<b>8.9%</b> 15	<b>4.8%</b> 8	<b>168</b>
<b>MCS</b>	<b>75.6%</b> 136	<b>20.6%</b> 37	<b>3.9%</b> 7	<b>180</b>
<b>CFIDS</b>	<b>86.8%</b> 145	<b>11.4%</b> 19	<b>1.8%</b> 3	<b>167</b>
<b>Fibromyalgia</b>	<b>80.4%</b> 135	<b>14.3%</b> 24	<b>5.4%</b> 9	<b>168</b>
<b>Lupus</b>	<b>99.4%</b> 153	<b>0.6%</b> 1	<b>0.0%</b> 0	<b>154</b>
<b>MS</b>	<b>97.5%</b> 153	<b>2.5%</b> 4	<b>0.0%</b> 0	<b>157</b>
<b>Other autoimmune</b>	<b>77.1%</b> 135	<b>15.4%</b> 27	<b>7.4%</b> 13	<b>175</b>

Were any of these diagnosed conditions worsened by SM or initiated by SM? [SM = your exposure to Smart Meter(s)]

	No or n/a	Yes, Worsened by SM	Yes, Initiated by SM	Responses
<b>Cardiac arrhythmia</b>	<b>31.1%</b> 19	<b>32.8%</b> 20	<b>36.1%</b> 22	<b>61</b>
<b>Other heart condition</b>	<b>72.3%</b> 34	<b>12.8%</b> 6	<b>14.9%</b> 7	<b>47</b>
<b>MCS</b>	<b>43.3%</b> 26	<b>46.7%</b> 28	<b>10.0%</b> 6	<b>60</b>
<b>CFIDS</b>	<b>58.7%</b> 27	<b>34.8%</b> 16	<b>6.5%</b> 3	<b>46</b>
<b>Fibromyalgia</b>	<b>43.4%</b> 23	<b>43.4%</b> 23	<b>13.2%</b> 7	<b>53</b>
<b>Lupus</b>	<b>100.0%</b> 33	<b>0.0%</b> 0	<b>0.0%</b> 0	<b>33</b>
<b>MS</b>	<b>89.2%</b> 33	<b>10.8%</b> 4	<b>0.0%</b> 0	<b>37</b>
<b>Other autoimmune</b>	<b>50.8%</b> 32	<b>38.1%</b> 24	<b>11.1%</b> 7	<b>63</b>



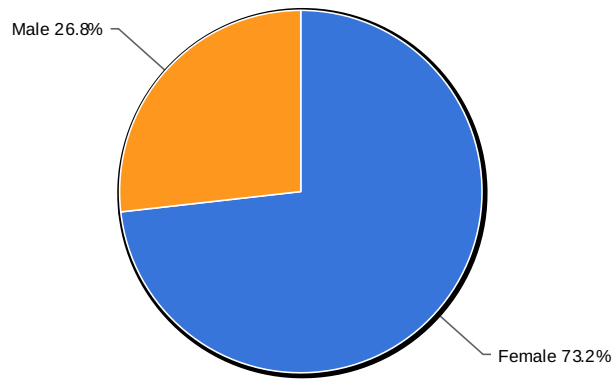
State if a USA address (please review your selection to be sure it is correct). If not a USA address, enter your equivalent to State in the "(Providence)" textbox, also enter your equivalent of Zip code and enter your Country, and then ignore the reminder "You skipped this question" that pops up over County and State when you click "Submit Survey". Just scroll down to the bottom of the page again and click "Submit Survey" a second time.

Value	Count	Percent %
CA	61	40.7%
MI	9	6.0%
AZ	9	6.0%
WA	6	4.0%
ME	6	4.0%
FL	5	3.3%
NV	4	2.7%
GA	4	2.7%
TX	4	2.7%
OR	4	2.7%
NC	3	2.0%
IL	3	2.0%
WI	2	1.3%
PA	2	1.3%
MD	2	1.3%
VA	2	1.3%
OH	2	1.3%
CO	2	1.3%
AK	2	1.3%
ID	2	1.3%
IA	2	1.3%
OK	2	1.3%
SC	2	1.3%
TN	1	0.7%
VT	1	0.7%
HI	1	0.7%
AL	1	0.7%
SD	1	0.7%
NY	1	0.7%
NH	1	0.7%

Statistics	
Total Responses	150
Skipped	60
Unanswered	60

LA	1	0.7%
MT	1	0.7%
MO	1	0.7%
MP	0	0.0%
OH	0	0.0%
OK	0	0.0%
OR	0	0.0%
ND	0	0.0%
PW	0	0.0%
NJ	0	0.0%
NV	0	0.0%
NE	0	0.0%
NH	0	0.0%
PA	0	0.0%
NY	0	0.0%
NM	0	0.0%
NC	0	0.0%
SD	0	0.0%
WA	0	0.0%
VA	0	0.0%
WV	0	0.0%
WI	0	0.0%
MT	0	0.0%
WY	0	0.0%
VI	0	0.0%
VT	0	0.0%
SC	0	0.0%
RI	0	0.0%
TN	0	0.0%
TX	0	0.0%
UT	0	0.0%
PR	0	0.0%
GA	0	0.0%
DE	0	0.0%
CT	0	0.0%
DC	0	0.0%
FM	0	0.0%
GU	0	0.0%
FL	0	0.0%
CO	0	0.0%
CA	0	0.0%
AK	0	0.0%
AL	0	0.0%
AS	0	0.0%
AZ	0	0.0%
AR	0	0.0%
HI	0	0.0%
ID	0	0.0%
MD	0	0.0%
MH	0	0.0%
MA	0	0.0%

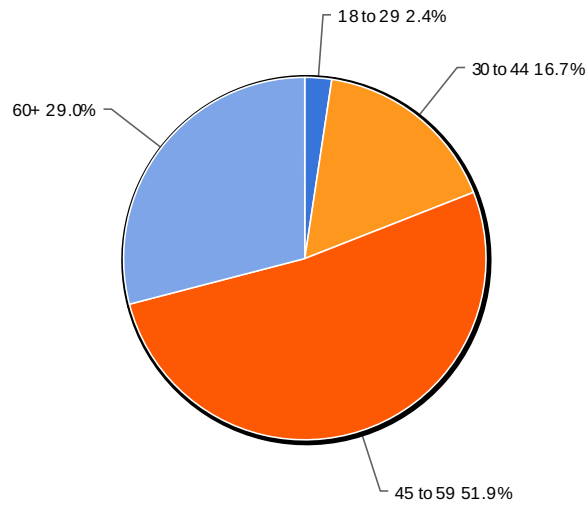
MI	0	0.0%
MS	0	0.0%
MN	0	0.0%
ME	0	0.0%
LA	0	0.0%
IN	0	0.0%
IL	0	0.0%
IA	0	0.0%
KS	0	0.0%
KY	0	0.0%
MO	0	0.0%



#### 42. Sex

Value	Count	Percent %
Female	153	73.2%
Male	56	26.8%

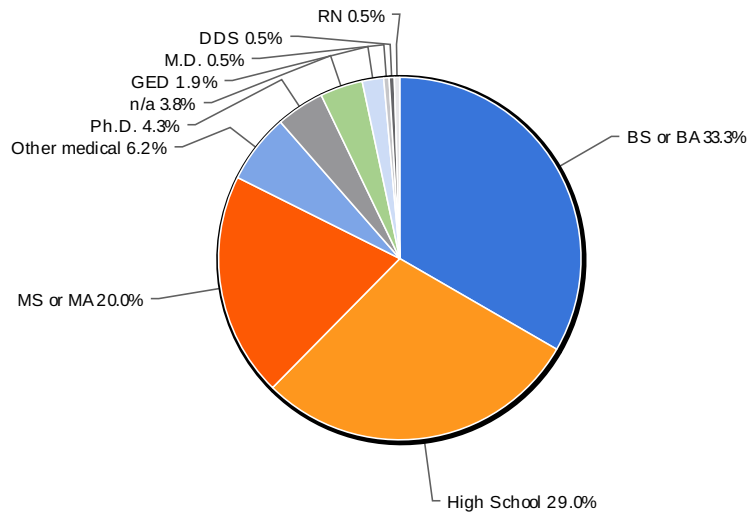
Statistics	
Total Responses	209
Skipped	1
Unanswered	1



### 43. Please Select Your Age Range

Value	Count	Percent %
under 18	0	0.0%
18 to 29	5	2.4%
30 to 44	35	16.7%
45 to 59	109	51.9%
60+	61	29.1%

Statistics	
Total Responses	210
Skipped	0
Unanswered	0

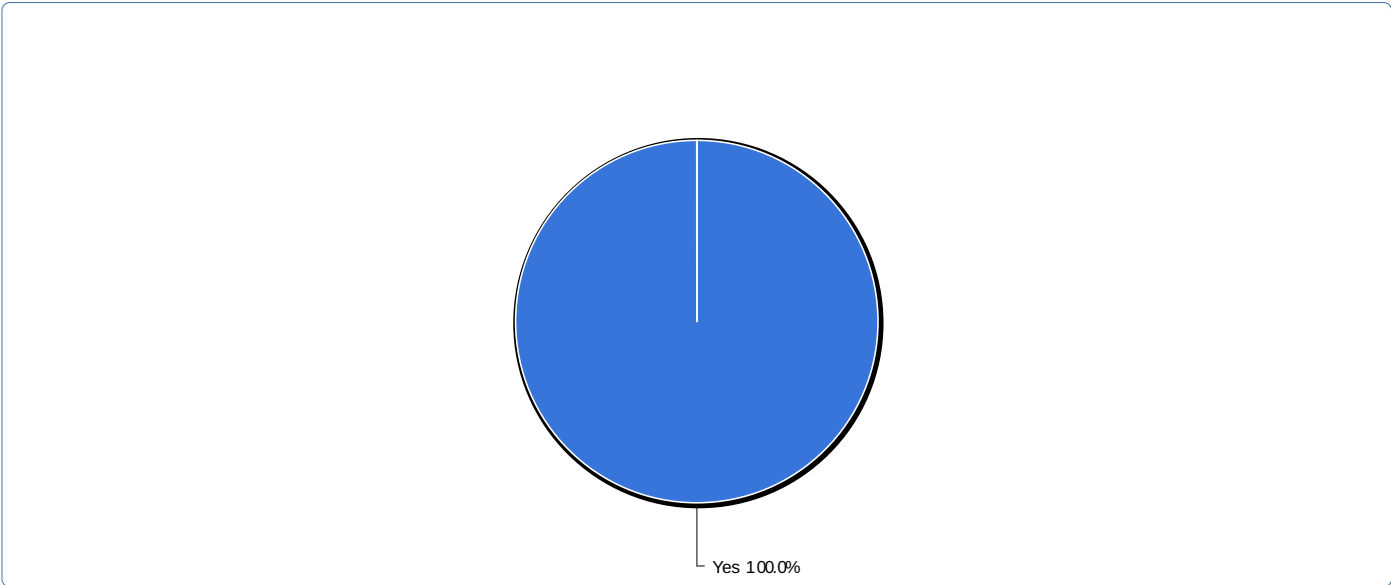


44. Highest degree achieved: (Please review your answer after you select it to be sure it is correct).

Value	Count	Percent %
BS or BA	70	33.3%
High School	61	29.1%
MS or MA	42	20.0%
Other medical	13	6.2%
Ph.D.	9	4.3%
n/a	8	3.8%
GED	4	1.9%
M.D.	1	0.5%
DDS	1	0.5%
RN	1	0.5%

Statistics	
Total Responses	210
Skipped	0
Unanswered	0

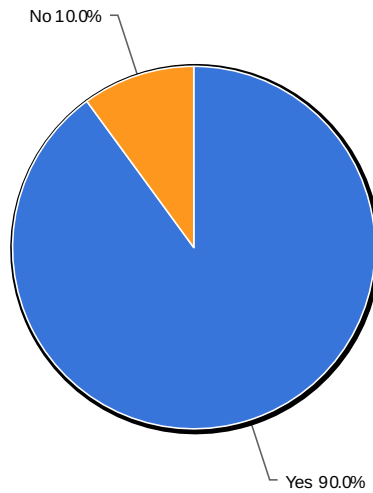




47. Anonymous Use: Do you give us permission to incorporate your answers and comments given in this questionnaire: into a research database to be used in our analysis and report which may eventually be presented, as anonymous data only, in legal proceedings, at conferences and/or published, including permission for us to quote some of your comments anonymously? [Your personally identifiable information - last name, street address, email and phone number - will remain in a secure SurveyGizmo computer database. Neither SurveyGizmo nor the author of this survey will share any of your personally identifiable information with anyone. The author will use your phone number to contact you only if there is a problem with your survey.]

Value	Count	Percent %
Yes	210	100.0%
No	0	0.0%

Statistics	
Total Responses	210
Skipped	0
Unanswered	0



48. Limited Confidential Disclosure: Anonymous data carry very little weight in regulatory or legal proceedings. Therefore in order for your data to be convincing in such proceedings, it must include at least your full name and street address. If you answered "Yes" to the previous question concerning permission to use anonymously, do you give us further permission to use all (except email and phone) of your answers and comments given in this questionnaire, including full name and street address, subject to confidentiality restrictions (i.e., disclosable only to parties to proceedings who are bound by sworn confidentiality obligations not to disclose any personal information), in regulatory/legal proceedings concerning smart meters, including in the pending investigation of smart meters by the Maine Public Utilities Commission? (Your email and phone will not be revealed under any conditions. If you did not supply your last name, street address, email and phone number where requested in previous questions, please reconsider doing so.) [Aside from this limited and confidential disclosure, your personally identifiable information (last name, street address, email and phone number) will remain in a secure SurveyGizmo computer database, accessible only to the author of this survey via a secure password. All surveys and data reside on SurveyGizmo's servers, which use Advanced Encryption Standard (AES) 256 bit encryption, the method used by banks and by the US National Security Agency for classified top secret information. There are multiple layers of proactive security, and data are never exported, sold, rented or used in any way by SurveyGizmo.]

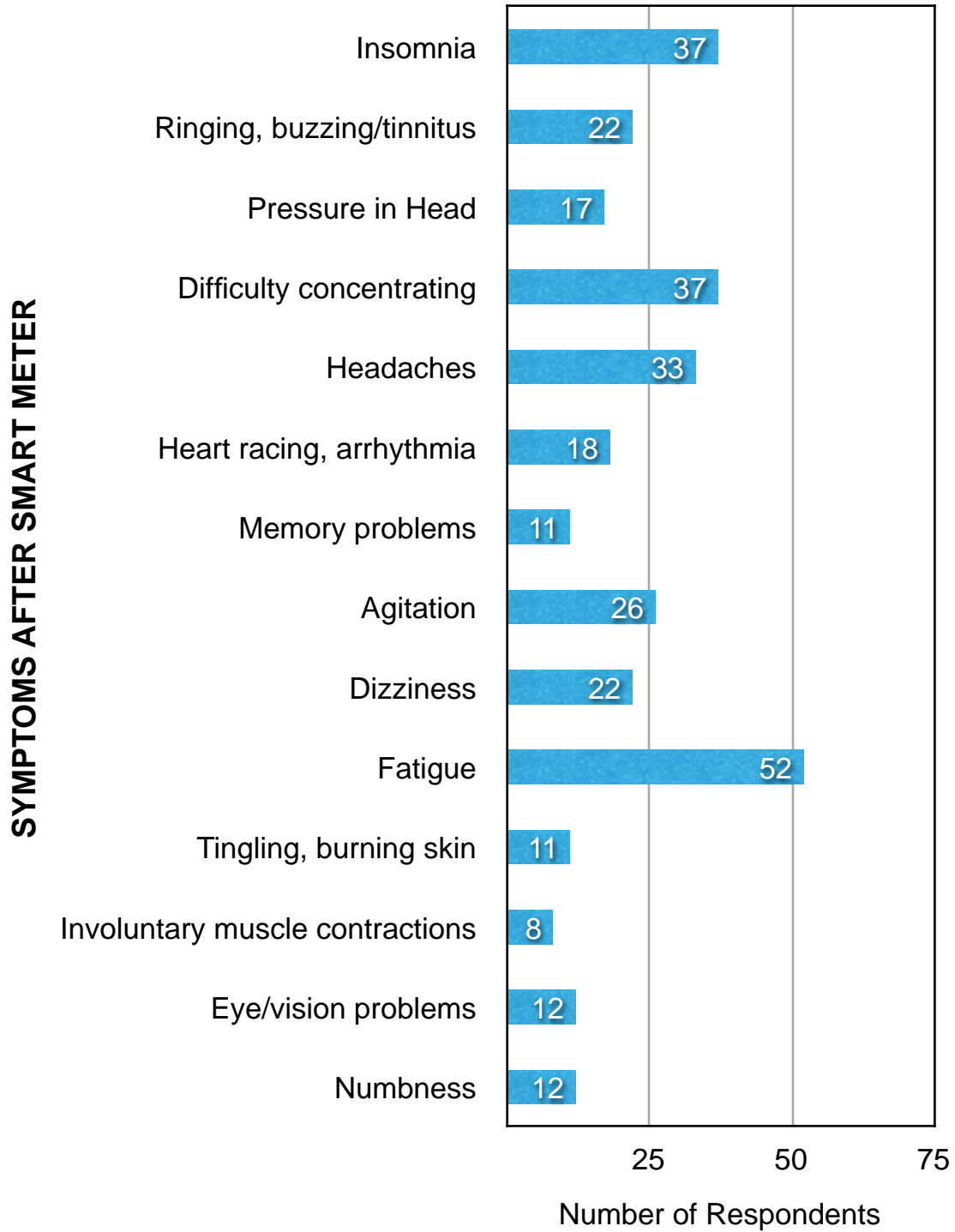
Value	Count	Percent %
Yes	188	90.0%
No	21	10.1%

Statistics	
Total Responses	209
Skipped	1
Unanswered	1

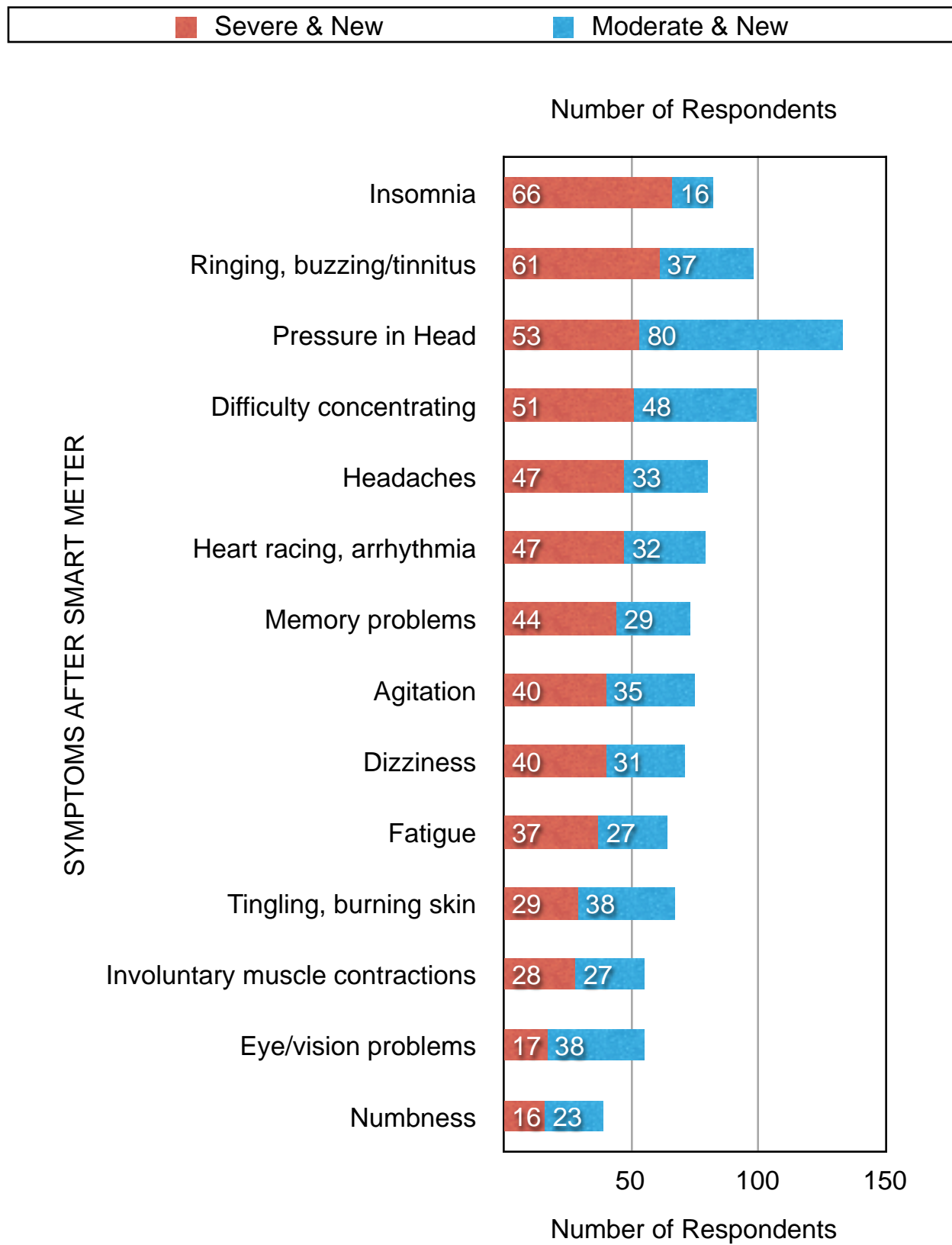


■ Severe & Worsened

### Number of respondents who checked both Severe & Worsened



j



A. Symptom Intensity AFTER Smart Meter Exposure      B. Symptom Category

	<b>MILD</b>	<b>MODERATE</b>	<b>SEVERE</b>	<b>New</b>	<b>Worsened</b>
<b>Agitation</b>	15.2% 22	40.0% 58	44.8% 65	63.6% 91	37.1% 53
<b>Difficulty concentrating /attention deficits</b>	10.2% 16	34.4% 54	55.4% 87	54.3% 88	46.3% 75
<b>Digestive problems</b>	21.9% 25	48.2% 55	32.5% 37	51.4% 55	48.6% 52
<b>Dizziness</b>	16.3% 22	37.8% 51	45.9% 62	67.2% 90	32.8% 44
<b>Eye/vision problems</b>	19.5% 25	58.6% 75	21.9% 28	57.7% 71	43.9% 54
<b>Fatigue</b>	8.3% 13	34.4% 54	58.0% 91	46.2% 73	53.8% 85
<b>Flu-like symptoms</b>	27.4% 29	49.1% 52	23.6% 25	70.8% 75	29.2% 31
<b>Headaches</b>	12.2% 19	34.0% 53	53.8% 84	61.4% 94	38.6% 59
<b>Heart racing, arrhythmia or palpitations</b>	12.2% 17	39.6% 55	48.2% 67	69.9% 93	30.1% 40
<b>High blood pressure</b>	33.3% 20	41.7% 25	26.7% 16	68.5% 37	31.5% 17
<b>Insomnia</b>	10.0% 17	28.8% 49	61.2% 104	56.0% 94	44.6% 75
<b>Involuntary muscle contractions</b>	27.6% 29	39.0% 41	35.2% 37	73.5% 72	27.6% 27
<b>Low blood pressure</b>	37.8% 17	44.4% 20	17.8% 8	41.9% 13	58.1% 18
<b>Memory problems</b>	16.2% 22	43.4% 59	40.4% 55	64.3% 90	35.7% 50
<b>Nosebleeds</b>	54.1% 33	34.4% 21	11.5% 7	75.5% 40	24.5% 13
<b>Numbness in hands or feet</b>	29.0% 29	43.0% 43	29.0% 29	60.6% 57	41.5% 39
<b>Pressure in head</b>	13.4% 18	34.3% 46	53.0% 71	76.3% 100	23.7% 31
<b>Respiratory problems</b>	21.1% 19	50.0% 45	30.0% 27	62.0% 49	38.0% 30
<b> ringing, buzzing or tone in ears/tinnitus</b>	11.0% 18	36.0% 59	53.0% 87	67.3% 109	32.7% 53
<b>Tingling, burning or itching skin</b>	19.1% 21	45.5% 50	36.4% 40	75.5% 80	25.5% 27
<b>Tingling, burning or itching internally</b>	27.7% 18	41.5% 27	30.8% 20	77.4% 48	22.6% 14

## Symptom Intensity AFTER Smart Meter Exposure

	<b>MILD</b>	<b>MODERATE</b>	<b>SEVERE</b>	<b>Total</b>
<b>Agitation</b>	15.2% 22	40.0% 58	44.8% 65	100% 145
<b>Difficulty concentrating/attention deficits</b>	10.2% 16	34.4% 54	55.4% 87	100% 157
<b>Digestive problems</b>	21.9% 25	48.2% 55	32.5% 37	100% 114
<b>Dizziness</b>	16.3% 22	37.8% 51	45.9% 62	100% 135
<b>Eye/vision problems</b>	19.5% 25	58.6% 75	21.9% 28	100% 128
<b>Fatigue</b>	8.3% 13	34.4% 54	58.0% 91	100% 157
<b>Flu-like symptoms</b>	27.4% 29	49.1% 52	23.6% 25	100% 106
<b>Headaches</b>	12.2% 19	34.0% 53	53.8% 84	100% 156
<b>Heart racing, arrhythmia or palpitations</b>	12.2% 17	39.6% 55	48.2% 67	100% 139
<b>High blood pressure</b>	33.3% 20	41.7% 25	26.7% 16	100% 60
<b>Insomnia</b>	10.0% 17	28.8% 49	61.2% 104	100% 170
<b>Involuntary muscle contractions</b>	27.6% 29	39.0% 41	35.2% 37	100% 105
<b>Low blood pressure</b>	37.8% 17	44.4% 20	17.8% 8	100% 45
<b>Memory problems</b>	16.2% 22	43.4% 59	40.4% 55	100% 136
<b>Nosebleeds</b>	54.1% 33	34.4% 21	11.5% 7	100% 61
<b>Numbness in hands or feet</b>	29.0% 29	43.0% 43	29.0% 29	100% 100
<b>Pressure in head</b>	13.4% 18	34.3% 46	53.0% 71	100% 134
<b>Respiratory problems</b>	21.1% 19	50.0% 45	30.0% 27	100% 90
<b>Ringling, buzzing or tone in ears/tinnitus</b>	11.0% 18	36.0% 59	53.0% 87	100% 164
<b>Tingling, burning or itching skin</b>	19.1% 21	45.5% 50	36.4% 40	100% 110
<b>Tingling, burning or itching internally</b>	27.7% 18	41.5% 27	30.8% 20	100% 65

15. GROUP B: Symptom Category; click only one box:

Symptom Category

	<b>New</b>	<b>Worsened</b>	<b>Total</b>
<b>Agitation</b>	63.6% 91	37.1% 53	100% 143
<b>Difficulty concentrating/attention deficits</b>	54.3% 88	46.3% 75	100% 162
<b>Digestive problems</b>	51.4% 55	48.6% 52	100% 107
<b>Dizziness</b>	67.2% 90	32.8% 44	100% 134
<b>Eye/vision problems</b>	57.7% 71	43.9% 54	100% 123
<b>Fatigue</b>	46.2% 73	53.8% 85	100% 158
<b>Flu-like symptoms</b>	70.8% 75	29.2% 31	100% 106
<b>Headaches</b>	61.4% 94	38.6% 59	100% 153
<b>Heart racing, arrhythmia or palpitations</b>	69.9% 93	30.1% 40	100% 133
<b>High blood pressure</b>	68.5% 37	31.5% 17	100% 54
<b>Insomnia</b>	56.0% 94	44.6% 75	100% 168
<b>Involuntary muscle contractions</b>	73.5% 72	27.6% 27	100% 98
<b>Low blood pressure</b>	41.9% 13	58.1% 18	100% 31
<b>Memory problems</b>	64.3% 90	35.7% 50	100% 140
<b>Nosebleeds</b>	75.5% 40	24.5% 13	100% 53
<b>Numbness in hands or feet</b>	60.6% 57	41.5% 39	100% 94
<b>Pressure in head</b>	76.3% 100	23.7% 31	100% 131
<b>Respiratory problems</b>	62.0% 49	38.0% 30	100% 79
<b> ringing, buzzing or tone in ears/tinnitus</b>	67.3% 109	32.7% 53	100% 162
<b>Tingling, burning or itching skin</b>	75.5% 80	25.5% 27	100% 106
<b>Tingling, burning or itching internally</b>	77.4% 48	22.6% 14	100% 62





## CommentsQ46, Jan30

Survey: Smart Meter Health Effects Survey (Live Dec. 4, 2012)

46. You can enter additional health-related comments in the space provided below, including if you wish, a short summary of the impacts smart meters have had on your life. (Your entry is limited to 300 words).

ResponseID	Response
1	<p>SMs installed 1/24/12. Felt fine until went to bed on 1/24/12, sick all night and woke up 1/25/12 really sick. Discovered SM on neighbor's house outside my bedroom window 25 feet from head of my bed. Called FPL and confirmed meter had been installed on prior afternoon. Haven't had a single good day or decent night's sleep since installation. It was a dramatic change in my health, which has continued to deteriorate. I've had a dramatic change in my behavior/personality, too. I cry at the drop of a hat. I get irritable and argumentative. Restless to the point of pacing. I've developed a cough over the last month not associated with any cold, influenza, etc. I attribute it to worsening health from RF radiation. I have lost roughly 18 years of progress in my treatment of my CFIDS and MCS. My CFIDS had been quite mild, but now is almost as bad as when I first got sick 23 years ago. My MCS has gotten somewhat worse, too.</p>
3	<p>Smart meters have restricted my access to friends, family, public services, and certain neighborhoods. Ban them.</p>
6	<p>my life is over.havent slept in 3 yrs now.my cats are being tortured by the devices as well,and there is no where to go.i have parkinsons like symptoms frequently,all good memories of my life are gone.no one left to call,no where to go,no way to get there.doctor is more harm than good,politicians dont care.billions of bats and frogs thrived here before "deployment.they and all life in the creek are gone forever now.trees are dying a slow death for miles,and if it werent for leaving a kid and 6 feline family members behind ...well...i really see no reason to live.there is no more joy in my life.it is a constant stressfull struggle each and every day with no light at the end of the tunnel.mercury/cadmium/nickel dentistry started my disabilities,and smartmeters zapped what life i had left.hope the dentists and utilities profiting enjoy their beachfront houses.their professions have cost me all hope for a normal life.if there were justice in this world,these people and their poisonous products would be behind bars.my friend has gone from 235lbs to 400+lbs. since this program started,and he will need oxygen tanks soon.his dad died relatively soon after deployment.the cells of every living creature in this state is under constant and consistent stress.god help us all</p>
8	<p>Type A personality, loved to work. Had had chemical sensitivity for years. Big mold toxin exposure made me super MCS and gradually EMF sensitive. Smart meters made me even more EMF sensitive, and now homeless and unable to work for the last 4 years. Biggest loss is the joy of being able to work, and to be productive, not just the financial loss which has been huge. Life for the past 4</p>

years has been totally about survival. Had to get out of escrow 7 times, 1/2 from mold and 1/2 from nearby wi-fi. Electrical sensitivity is real and extremely limiting - few safe places to go free of EMF. Family (except for wife, who is also electrically sensitive) don't believe me - that's the worst - because it is an intangible, invisible disability that they have never experienced themselves.

**9** I am electrosensitive and have taken measures to limit exposure to EMF/RF. I do not have WiFi in my home. I refused installation of a smart meter by SMUD and have been active in trying to bring awareness to this issue. Recently via a public records request, I found out that SMUD installed a digital meter on my home in 2007 without my permission. According to SMUD, this meter sends out an RF pulse every 30 seconds . This correlates with onset and aggravation of many health related symptoms to myself and my family. My son's bedroom and bed is not far from this meter. He was entering the 4th grade when this meter was installed. In 3rd grade, he was recommended for a special program for advanced and gifted children. In 4th grade, he refused to write or draw saying, "I can't". Later, behavioral problems developed. In 2010, he was evaluated and deemed to have ADD. He continues to struggle and has also complains of ringing in his ears. He is also fatigued and irritable. I also thought it was odd that he never dreams. I believe the digital meter is responsible for this. According to my research, RF/EMF affects the brain and disrupts proteins needed for brain function. This is backed by more than 2300 research studies, many done by the Naval Medical Research Institute and Yale showing repeatable harmful results. How can this be ignored and disregarded because the FCC says 'no thermal radiation', so it's safe. This is outrageous!!! I want these dirty polluting health wrecking devices off of my home and a return to safe analog meters nationwide. No one deserves to suffer like this. Even those that do not notice the effects are still getting a cumulative exposure that will eventually cause damage.

**12** Before smart meters, I had worked in an office full of computers and wi-fi and had no electrical sensitivities. I had not even heard of electrical sensitivities, and had no concerns about smart meters. Both my wife and myself began to develop mysterious symptoms that we never had before, and then more than a week after the symptoms began, we discovered that smart meters had been installed before we first developed the symptoms. Because of smart meter exposure I am now extremely electrically sensitive and can no longer safely live in our San Francisco home. I went from being a perfectly healthy 35 year old to being electrically sensitive in a matter of weeks. The limitations of this condition are extraordinary. I do not know how much longer I will be able to work at my financial services firm. Nor do I know how much longer I will be able to live in a city or town with a cell phone tower. Once a person becomes sensitized to microwave radiation, life becomes completely different, and difficult. I have constant headaches, unless I am in nature. My ears ring if I am within miles of a cell tower. I have fatigue if I am around wi-fi for too long. Using a cell phone for calls or internet functions has become impossible. I used all of the above technology just 15 short months ago with no problems. I had no idea such technology could be harmful. Now my wife and I search for a safe place to live and I look back fondly on the days I could use a computer without symptoms. I know that many, many others are going through similar situations - all since

	installation of smart meters. Something must be done.
<b>15</b>	In January 2012, during our absence while boondocking near Bouse, Arizona, thirteen smartmeters were installed within 2.5 metres from our townhouse's outside wall, in BC Hydro's Electrical Room. My wife and I have felt the negative effects ever since our return on the 29th of February, each with different symptoms. She is 71 and I am 70. Note that we do not have a smartmeter for our own townhouse unit, as this is still an analog meter, located in between the smartmeters. We call it the "Lone Ranger" and have asked BC Hydro several times to remove the thirteen smartmeters, without any response. Our initial request not to have a smartmeter was granted by BC Hydro. We are afraid that they will come one of these days and replace it anyway. Our townhouse is listed "For Sale" with a realtor. The natural gas company (FortisBC) now wants to install four AMS devices on the outside wall of our townhouse. This will aggravate the situation and decrease the "relatively safe living space" in our townhouse. We have not even been in our living room for the past half a year! One additional thing: After our return from Arizona, we started to use another car that we had bought in December 2011. This is a 2003 GMC Tracker - with more internal electronics than our former car, a 1997 Nissan Altima. While driving, my lower legs hurt in this vehicle, and never did before. Our other vehicle is a 1993 GMC Sierra 1-ton diesel truck, used to pull our 5th wheel trailer with solar panels and a small inverter. In a few weeks, we hope to test our health again by escaping our townhouse. This past summer, we went to Alberta for three weeks and our health condition improved in the trailer.
<b>17</b>	The side effects got worse neurologically for me it took months for me to recover after the smart meters were removed from my neighbors homes. I did not have a meter on my home. I called FPL and begged them to remove the meters that I was very ill they declined and I had a seizure and was rushed by EMS to the ER.
<b>20</b>	Since the smart meter GRID was placed in my community, I cannot sleep. I opted out but two of my immediate neighbors didn't. Worse, the electric poles with big new transformers are right outside my house and I experiencing an electric pulse under me all night long. I can't sleep. My CPUC complaint was ignored (I got a boiler plate response back), and I have done tons of remediation in my house to isolate the problem, and am sure it is due to the smart meters and smart meter grid. I am selling my house and moving to off grid Dominica. My survival is at stake.
<b>22</b>	Ability to work or find a place to work, visit friends, go to the post office, go grocery shopping, etc be active in my community or play has become impossible. I need to move again and it is getting increasingly more difficult to find a community where I can live. This is depressing enough but I worry about the depression that can set in when I'm inadvertently exposed as more and more territory around me is being installed. Now i have become so sensitized that driving through areas is incredibly uncomfortable. It sucks when you have to decide where to live based on the electric company you will be paying for service. I moved to FL for the sun and sand not expecting to get burnt and now I can't live on any stretch of coast line due to the metering. I sure as heck didn't

	expect to get burnt. What has happened to right to life, liberty and the pursuit of happiness?
23	I have never felt the range of symptoms that I did with the meters. Never had one on my home but got very ill. Only after nearest neighbor's was removed did I see any improvement. Could be life threatening if forced to have on my home, or nearest neighbor.
25	I have never lived close to a SM until Nov 1. I moved into a new house with a SM. I started having dizzy spells often right away. I own a Gauss meter and after a few weeks, thought to use it. It pegs everytime I am dizzy. The level on the Gauss meter is low (under .1 mG) when the SM is not transmitting. I am going to buy a Hf 35C reader this week to measure. There are no other strong signals, including no cell towers within 2 miles. I live 3 blks from the Governor's house, so maybe this area is relatively protected. I have some metallic material that helps somewhat. I have been wearing it on my head. Unfortunately, I have very little money right now to spend on stuff. I went to our PUC meeting a week ago and gave a statement about my health. I am writing the PUC, NV Electric, and my congressmen today.
26	I had lived in my apartment in San Francisco for 20 years. In October of 2011 Smartmeters were installed in my building. I was not aware they had been installed, and did not become aware that they were there until January of 2012. Within weeks I couldn't breathe normally, concentrate or think. I developed hives all over my face in November 2011. I couldn't eat or sleep. In December I started to get heart palpitations and shortness of breath. This was unusual for me because I am a dancer and bike rider and have always been in good shape. I was no longer able to work in my home. In January 2012 I finally discovered the presence of the smart meters; I had been having symptoms from them for about three months without knowing they were present. On Jan. 29, 2012 I moved out of my apartment: on that day I lost my home, my job and livelihood and the desire to live. I had been on the verge of a nervous breakdown when my friend Eleanor Gomez picked me up and took me to her home that did not have a Smartmeter. My symptoms began to diminish immediately. A few days later I went to the country and my symptoms disappeared completely within a week. To avoid Smartmeters, on March 3, 2012 I moved to Lancaster, PA, the town I grew up in, to start my life over again. Lancaster, Pennsylvania does not have Smartmeters yet and I am now fully recovered, although I still develop symptoms when exposed to EMF from computers and some other electronic devices. I have started my business and am fully functional and able to work and support myself once again.
27	In 1998, installed RF meters. My son, who was an infant screamed in his crib. The RF meter, was -ONE FOOT from his head. My symptoms started later when the gas company installed the 2nd meter. With tingling, burning and muscle weakness , eyes hurt, ears ring, Daily nausea and dizziness. My kids got food allergies and MCS. My kids cannot tolerate wi-fi. My daughter gets migraines and vomiting. I got a doctors note and had them all removed in 2011. We still get RF readings in our home/ I don't know if it's my neighbor's A T & T Uverse wireless system. A neighbor on each side of us has A T & T Uverse. . We are

	ready to move, as soon as we can afford to. Smart meters are making people sick and should be banned.
<b>30</b>	Great survey. Smart meters have ruined my ability to interact socially and go in public safely. I must avoid cell phones, cell towers, wifi, and these are everywhere. Am very upset about this. Can't travel at all, and it is progressive. Worse gradually. Smart meters still all over my neighborhood, in close proximity, even though I have opted out.
<b>35</b>	I am a retired police/corrections officer, with training in objective accurate observation and reporting. I trained at the State of Washington Officers Training Academy, where I placed first in my class of about 150 to 175 Officers. The questions I answered above were a description of my initial smart meter exposure, which was at my Mother's house, to a single Sensus smart meter in Benton County PUD, in Prosser WA. I had not found out that a smart meter was present until about 3 weeks after my initial exposure. Where I live now most of the time is in the city of Orange in Orange County CA, in Southern California Edison territory. I have approximately 72 Itron AMI smart meters near me in my townhome complex (I am the president of my Casitas Santiago Residents' Association). I hear a constant buzzing that is driving me crazy. It keeps me awake and makes it hard to think. I am not sure if it is an actual sound, or if it is being generated inside my head, because when I put my fingers or earplugs in my ears I still hear it. A low tone buzzing is constant, 24/7. In addition, at about every 15 or 20 minutes, a more intense whine is added that lasts for about 12-15 seconds, that hurts and gives me a mild headache which stops when the whine stops. Then in addition, between 3 and 4 AM a yet louder high-pitched whine is layered on top of the buzzing that wakes me up, giving me an instant migraine-like headache that lasts for the about 22 seconds that the louder whine lasts. Most of my neighbors were on a delay for installation and most couldn't afford any opt-out fee with the economy the way it is. My symptoms have gotten much worse since most of the neighborhood as been deployed with smart meters. For the first time I have a racing heart beat. But when I go out into the state and regional parks around me where there are NO smart meters for miles, I no longer hear the buzzing and my heart doesn't race. This is also true for my mother and for a friend that also can hear the buzzing of the smart meters. The HAN further increased my symptoms since it has been deployed.
<b>36</b>	Racing heart has increased severely since the installation of smart meters. I have been hospitalized several times as a result. My blood pressure has gone up and I have had a mini-stroke since the smart meter was put in. I've had to take more medications. When my daughter took me to a park area without any smart meters my symptoms totally disappeared even though I was hiking and my heart rate should have gone up. Within 1 hour of returning to an area with smart meters my irregular/racing heart rate began again.
<b>38</b>	The noise I have in my head since smart meters is almost unbearable, sleep is at times impossible because it is so loud. The noise only goes away or lessens when I get out of town and away from power lines, etc. My only choice seems to be to move away from town and live without any electricity at all, but am unable to at this time due to finances. I feel like a "rat in a cage!" I used to laugh

	<p>people who told me that had electrical sensitivity and could sometimes hear electricity, and now I have become one of them.</p>
40	<p>The smart meter was installed against my wishes while I was out. As soon as I got home and got on the porch, before the door was even open, my face and arms started burning as if I had a bad sunburn, it intensified as I got inside. I went to see if the smart meter had been installed, and it had. It was removed about 2hrs. later, and the symptoms from it stopped almost immediately. It was also causing a lot of tension in my body, which I marked as agitation, since there wasn't anything quite like it to check. I'm not sure I could've stayed in the house the entire night with it on. I still get some problems as the powerline still pulses, though the meter is out. They are all around the valley. The fully wireless ones I expect will be far worse here. I can barely stand being here, or in town with all the EMF, 4G now. The new meters are terrible. This is a crime against humanity, with the amounts of people being affected and expected to rise to 50% of pop. in the next few years!</p>
41	<p>I took no notice when smart meters were attached to my house in January 2010, without notification by my utility, nor my express permission. I didn't notice that one by one, smart meters were being installed on homes to either side of mine, and all around my neighborhood. I didn't notice that slowly but surely, my entire city was being outfitted with smart meters... until one day in October 2011 I wondered why I awoke each morning feeling dizzy, with nosebleeds, blurred vision, ringing in my ears, and migraine headaches. I wondered why when I was just sitting and watching TV or reading, my heart would often skip a beat, and bizarre muscle tremors would inexplicably spasm muscles on my face, arms, legs, and all over my body as if I'd just been given an invisible electric shock. When I spent ten days away from my home and away from smart meters in Maui, I was amazed at how much better I felt. Gone were all the symptoms which I'd been thinking might have been signs of sudden aging. When I returned home, all the aforementioned symptoms returned, and I wondered what could be causing them. In January 2012, a couple of months later, I caught strep throat and felt sicker than I'd ever been in my life. Unable to feel comfortable anywhere in the house, due to feelings of pain in my head, eyes, ears, heart, and all over my body I slept on the living room floor, and turned my full attention to the question of what, exactly, was making me feel so terribly sick. I saw online my symptoms matched microwave sickness. I've never owned or used any kind of cell phone, but have had WiFi inhouse for years.</p>
43	<p>I can't think clearly, or find words when speaking; my body feels like it is vibrating, I can't figure out what I am feeling - then I know i have to get out my house for at least the day, or leave for a few days. I can't tell what I'm feeling...in overwhelm.</p>
50	<p>I am and always have been an EXTREMELY healthy, fit and active individual. I did not for one moment expect that I would be effected by EMF exposure because of the level of both physical and emotional health that I enjoy. I have consciously chosen to avoid EMF exposure in my home as much as possible, for my own benefit and ESPECIALLY for my 10 year old child and his long term heath. My immediate concern about the 'wireless smart meters' was primarily the</p>

fire hazard. I have stood firm in this, and to date I do not have a meter on MY half of the duplex I live in. I discovered the new meter had been installed on my neighbor's half of the home, 2 weeks after the installation. It is 5 feet from my livingroom couch, and less than 20 feet from my bed. I have never, ever, ever in my life suffered from sleeplessness, insomnia, or headaches. I experienced my first sleepless night the same night the meter was installed. (When I discovered the meter - 2 weeks later - I had a discussion with my neighbor and the installation date was Exactly the first night I couldn't sleep.) It has been 6 weeks now since the meter was installed, I have NOT had a full & deep nights sleep since then. There is a constant mild pressure type headache in my head. I have extreme difficulty concentrating on business tasks, which is not good as I work from home! The meter on my building is one, and there are 2 others in close proximity, my neighbor on the other side, and the house directly behind mine. \*\*\*Note the survey system forced me to pick a 'state'. I live in Canada, Not Alaska :-)

**54** My whole life is changed because of smart meters. I did not receive proper information about smart meters and the possible health hazards they may cause before consenting to the device being installed. Now I have been stuck with the devices not only on my house, but on my neighbors' houses for 4 months. I am positive (as a healthcare professional) that I am now "electrosensitive" and that my exposure to the radiofrequencies from the smart meters have caused this condition. I have called the utilities numerous times, testified before and submitted comments and complaints to the PUC, and notified my local and state government representatives and media about my health concerns related to this device. Still, after 4 months, my 2 year old daughter and myself are subjected to these obviously unhealthy levels of radiofrequencies whenever we are at home 24 hours a day, 7 days a week. This is clearly unethical. Apparently the PUC and NV Energy have finally drafted an opt out program where we will be able to receive a "non communicating" meter at an additional cost. But I am unsure of when this will actually occur and appalled that my and others' health conditions due to this device have basically been ignored this whole time. This is a huge public health concern. The scientific evidence is growing that there are indeed non-thermal biological/cellular changes produced by low level RF, especially the type of "pulsed" RF that the smart meters emit. I hope that Maine and other states do the safe thing for the public and call for moratoriums on these devices until the appropriate amount of data can be gathered to make further decisions. Until then I live in fear of what these devices are doing to myself, my child, and everyone else.

**57** since smart meter installed I've become progressively more EMF sensitive; this summer I visited a friend in a WiFi city (Mpls, MN) and now I have symptoms when I'm in the kitchen (meter on outside kitchen wall) after 10- 15 minutes. #20 dizziness decreases within minutes but blood pressure can stay high for hours after a significant exposure. #39 I greatly limit my time in public bldgs. eg. My local Costco installed WiFi in the last month or so and I didn't know there had been a change until I recognized the symptoms of dizziness and disorientation after a half hour of shopping.

**58** we were able to get the smart meter off within 15 months of it's placement

	<p>because it caused interference with our garage doors (caused them to open and close at all times of day and night) That's how we discovered for sure it was the sm that caused the insomonia and headaches.</p>
69	<p>I became electrically sensitive almost immediately upon smart meter installation. My ears buzz, hum, and click constantly, pressure in the head and ears, racing heart, and pressure on the chest, agitation and irritability all since the electric PLC smart meter was placed on my home. Idaho Power and the Public Utilities Commission have denied my requests to allow me to use an analog meter, and now gas and water are installing their meters.. There are hundreds of antennas/transmitters which have recently been installed around town to go along with the meters. This makes it impossible for me to enjoy walking my dogs in my nieghborhood or garden. The songbirds have even left. I can no longer attend church or go about my daily bsuiness without being negatively affected by these new devices. I was able to vacation recently where there was no smart meter installed and it felt as if a vice had been loosened from around my head, The buzzing in my ears stopped after a few days. It was life on earth as it used to be, but then I had to return to this new reality and be tortured again. And to add to this torture, I haven't found a local doctor who understands ES, and most people think it's just all in our heads because they don't "feel" it.</p>
73	<p>SMs have changed my life. I have been sick in my home for over two years, unable to attend concerts/shows/museum exhibits or go to restaurants/malls/stores at will. My work has been attenuated to a minimum; my income has been slashed considerably. I continue to experience intense pressure in my head and ringing in my ears. My home of 35 years is no longer a sanctuary for me. I worry constantly, especially for the young people whose bodies are developing in the presence of unbridled wireless technology.</p>
75	<p>I contacted the Electric Co-op after learning of the smart meter and conducting my own research on SM's. I expressed my health concerns to them. They were unsympathetic and stated they have spent a large sum of money to install them and removing them would not happen. I also received a letter from their eng. dept. stating they did their research, found the type of smart meter used to have NO side effects and to keep in mind that they also have families they are concerned about as well and would do nothing to jeopardize them such as placing SM's on their homes and affecting their families. I have been searching for a measurement meter to actually measure the output of these smart meters but so far have found nothing that will perform this task. I also spoke to one of the managers at the Coop about SM's, his comment was: We've spent too much money to even consider removing them.</p>
85	<p>I first noticed the Smart Meter problems because the meter caused havoc on the electricity in my house--flame came out of one socket and other sockets became totally unusable. I had that meter replaced with another Smart Meter--I had asked for the analog back and thought they had put me back on analog but I discovered that they had covered the Smart Meter lettering with a sticker saying something else. The health symptoms manifest GRADUALLY so it would be easy to not notice or to say it is just old age. That is why this technology is so dangerous--it is eating away at the health of everyone because our brain and</p>



	entire nervous system are electro-magnetic. This technology is dumbing down the entire population.
<b>87</b>	I could not sleep for more than 4 hours at a time. Since moving to a home in a smart meter neighborhood (APS) with an analog my arms legs and forehead go numb. My 14 year old son has the same problem only when visiting.
<b>90</b>	Living in fear of a fire. Having many electric items fail and malfunction. I listed all of them with the Michigan Public service Commision but nobody cares. My health was very run down due to trying to inform 50 of my neighbors last January 2012. Not one person knew anything about these deadly meters!
<b>91</b>	the sleeping issues are out of hand. My brain feels like it is flipping inside my head when I lay down, I am dizzy when I get in to that half of my bedroom to the point of having to hold on to things and I am so restless it is not funny. I wake up constantly, and my back is always extra stiff. I know about the dates because a man came to "check the meter" on our gated property when we were leaving, It was a couple of days later afyer the symptoms started that I went and saw that I had a new meter outside my bedroom, which I only checked because I could not understand the dizziness, which is scary. I actually thought I had a brain tumor all of a sudden. I can sleep anywhere else with no problems, ie: car, work, and I experience no dizziness or "brain flipping" anywhere else. This is very disturbing.
<b>92</b>	All symptoms except the tinitus (buzzing in my ears) have gone away since the removal of the smart meter
<b>93</b>	I have constant head ringing (not tinnitus - ear ringing). Feels as if I am drugged all the time with this high pitched frequencies overlay on my awareness. Low attention span, poor memory, fatigue, and attitude affected. Some days worse than others. Looking for place to move - extremely difficult in Southern Calif where is high density, w/o moving far away from my place of work.
<b>97</b>	The smart meter killed my father and our family cat, and we almost lost our daughter. It gave my mother instant dementia because it was mounted on the wall behind her reading chair where she sat each day. I can't work and now I am a care giver for my mother. One hydro executive told me the meter transmitted every 4 hours. Another executive said it transmitted every 2-3 hours. The CEO told me it transmitted every hour. In fact it was continually transmitting. They also said the meter company was financially sound and made the best meters. I later found out the Sensus meter company was millions in debt in 2008, 2009, and Mar 31 2010 their indebtedness was \$465.9 million dollars. Their own engineer said the Flex Net icon meters are dangerous and had 20 times the defective issues and were never safety tested. Peco Energy in Pennsylvania have recently removed 186,000 Sensus meters for starting house fires. Peco hired 3 independent companies to run safety tests and the meters failed. The metering manager at hydro said the meters are volatile and can explode if dropped. They also had solder & flux problems. These issues were identified by the Sensus engineer & he was fired. The meter robbed my daughter of her career. She graduated from university on the Dean's Honours List and was going for her masters when the meter was installed. She became so sick and it prevented her from entering the program because she couldn't think straight or concentrate, let

	alone use a laptop in school anymore. The smart meter has caused nothing but death and destruction in my family but nobody will listen to us. The city won't listen to our health issues because they own hydro and have the most to lose.
<b>98</b>	Making me lose enough sleep and feel sick enough during the day that I cannot wait to get outside away from these that are in buildings as well as my own home, and making me unable to consider taking a job which I NEED to get because I feel so ill/weak around them.
<b>101</b>	It is not uncommon for me to receive a piercing pain by my temple and have bouts of nausea all day lasting 2-3 min. I have documented my EMF sensitivity with my doctors, both of whom have removed smart meters from their offices in response to numerous patient complaints. I have a masters degree in psychology and have studied enough to know that I am being affected by something external. Perhaps I'm particularly sensitive, but should extra-sensitive humans be summarily dismissed just because the majority of the populace seems unaffected? I think not.
<b>102</b>	I really wish my ears would stop ringing
<b>103</b>	The Smart Meters , six of them were placed on our one Bedroom Quadraplex's unknown to us living there. The Harbor Springs, Mich. utility company put them on in February 2010. I reported to my doctor that I was waking up suddenly for some reason about every hour. I was tired all of the time , increased body temperature. Almost like I was having hot flashes...So she sent me in for a Sleep Apnea testing and they said for some autonomic reason I was waking up and going into REM or DREAM sleep. That cost my insurance \$ 5,000 for the test plus the doctors were \$750 and I had to have it done again with the C-Pap machine cost \$1500, plus ordering equipment every month. I complied with it the program wore it every night but I was still waking up, according to my print out...but the machine was also giving off EMF's I think...It wasn't until I went to put my rakes away in the room where the water Smart Meter was with the manager of our complex and saw the square black box....I said to John what is that? He said it some new meter that the city put on last February. I looked at the label on it , took down the ITRON numbers and looked them up on the Internet...I called them many times and spoke with sales people, warehouse man, security officer, who described the lab where they are made that they line it with Copper in the lab so they don't get ill from the EMF's when they test them....he then gave me the salesman whom I spoke for several hours with He and Harbor Springs City manager kept saying they were safe according to W.H.O. The City Commissioners were very snotty.
<b>104</b>	I was exposed to three digital utility meters, 2- AMR and 1-digital which the utility co. claimed, had no antenna. All of these meters made me sick. In 2007, I first developed heart symptoms at our weekend home, where the AMR meter was 150 feet away from our house, connected by underground wiring. I had my heart checked. Doc found no heart problem. Everything got worse after the utility co. installed an AMR meter at our full time home. In 2010, I was able to convince them to remove that meter but they replaced it with another digital electric meter which they claimed had no antenna and no RF. Still I was so ill, I thought I was going to die. They finally removed all digital meters and replaced

	<p>them with analog meters and the worst of the symptoms have never come back. Now the utility companies in New York are refusing to remove any more meters, including on homes where doctors letters have been presented. I also had to present a doctors letter which I found to be disgusting. What right does a utility company have to my medical information?</p>
<b>105</b>	<p>Smart meters have directly effected my life, making it nearly impossible for me to live in society as we know it. I am unable to sleep in places that are near these meters, cannot work near them or be near them at all. I also cannot drive past them sometimes without getting hit with their pulses. They have made my life hellish.</p>
<b>106</b>	<p>I filled out my survey for out family cottage property, because before smart meters all my es symptoms would disappear within 24 hours of arrival. I have suffered from worsening rf exposure-induced tinnitus over the last 6 years, and it was wonderful to have it disappear completely at the cottage. My well-being would also increase markedly whenever I was up north. Once smart meters went in, my tinnitus got worse when I was in the cottage - very high-pitched and loud. If I managed to spend the day away (canoeing or hiking) it would go away, but come back overnight - very clearly caused by the smart meter. It is very sad to have a refuge of sorts ruined by smart meter technology. We have measured a series of rf spikes from the meter about every 2 hours on our Cornet - the highest ones just over a milliwatt, more often in the hundreds of microwatts. But my es was probably initiated by living about 400 meters from cell towers for a dozen years. (I have never used any wireless technology and never had even a microwave oven in my home.) (i have given my Toronto address. Cottage property is 66 Suter Drive, Kawartha Lakes, Ontario - don't know the postal code.)</p>
<b>107</b>	<p>I no longer stay with family and friends who have smartmeters on their homes and I avoid businesses where the meter is near to where I would have to be. When I travel I request a room that is furthest from the meters. My main symptom is that I cannot sleep when I get in a high EMF/RF environment.</p>
<b>108</b>	<p>The smart meters on and near my home cause me to have sporadic irregular heart beats which stop as soon as I move away. I also experience respiratory problems when in close contact with the meters, usuallt when I am working out as the area is just below where the meter is mounted on my home and just 15 feet from my neighbour's.</p>
<b>112</b>	<p>The EM1000 is transmitting information along the power lines and the radiation is being fed back into our house wiring. Since the metres have been installed I get extreme electrical fields throughout our home, throughout ceiling and power points there is 1,000 volts/metre. My tinnitus screams all night as the metres are turned ON from 11PM and continue all through the night. I am continually restless and I can't do anything about it.. My symptoms I judged as "ten out of ten"</p>
<b>119</b>	<p>Since Smart Meters went into our neighborhood, my insomnia, memory problems, inability to focus (ADD?) and daily massive fatigue have reduced my ability to do productive work to almost nil.</p>
<b>124</b>	<p>I want to move but don't know where to go because of smart meters. My house</p>

does not currently have a SM although I had a digital and it blurred my vision instantly. It took 2 years to figure out what the problem was (I'd never heard of EHS). I'm most sensitive to WiFi/high level EMR, so cannot attend community events where WiFi is installed or everyone carries a cell phone, including hospital, university, schools, community centre/pool, coffee shops, public transportation, many restaurants. I get nauseated, dizzy and early Alzheimer's-type symptoms depending on strength of signals and duration of exposure. 45 minutes is about my limit, although I react instantly on a low-cloud-ceiling dry day. Can no longer volunteer with Operation Red Nose or folk festivals, or join social clubs that meet in WiFi environments. Can't visit my family because they have wireless stuff everywhere, smart meters, and telecom antennas nearby. Very lonely and frustrating. Met an EHS friend outside Starbucks one dry, low-ceiling day, and felt an energy cloud as I got out of my car, like opening a sauna door and the heat blasts out. Wifi'd grocery store is opposite Starbucks across parking lot, so I waited in the middle; when she arrived, we left ASAP. I itched instantly and would have been "sick and stupid" if I stayed. She's much more reactive than I am, so I'm very lucky so far. Phone me if you need higher level permission; I want to think about it.

**125** My own smart meter is not yet transmitting due to hilly area. Had exposure at medical clinic which made me start reacting to my cordless mouse. Changed to corded model & covered in foil to alleviate symptoms.

**126** I have lost my sense of overall peace, contentment and security in my own home. My house used to be a place of comforting refuge and relaxation. Now, it is a place I must reside, knowing I am radiated throughout the day with a toxin that probably will cause me cancer. In addition, the first two months after the meter was installed, my dog frantically pawed me throughout the day as if there was a fire in the house and she wanted to get out.

**127** From the day the SM was installed, my whole family developed very strange symptoms. Severe ear ringing me and my 9 year old son) and dizziness (me), migraine (my husband), anxiety attacks and heart racing (my son), flu symptoms (whole family). Our 8 year Scottie dog developed bladder infection, didn't come out under the dresser and died 6 weeks later on kidney failure. The reason why we know for sure that all those things must have been triggered by the SM was that we only found out that we have a SM after one month of the symptoms above occurring. We didn't know why we had them until we made the connection. We immediately started to eliminate every additional EMR exposure by hard wiring our computer and phones, covering the SM and the walls behind it with Mylar sheets, started to detox and take additional antioxidants act. The symptoms got better within a couple of month. Unfortunately it was too late for our dog!

**129** Have had three years of Nursing. Seem to be getting worse with the MCS. It is hard to avoid everything. Chemicals toxins-pesticides-fragerances food-paints- I feel the smart meters have added to my symptoms & we should not be charged to change.

**130** Before the electric meter went in I had MCS, several years back. I did not notice any microwave/electrical sensitivity until after the smart meter was in. Another

factor was exposure to alternative test using machine (Vegga) with small current. After that, electrical (computer) symptoms noticable. Since exposure to pulsed microwaves is cumulative, the gas and electric meters (before I was aware of any problem) were exposing me 24/7. After I got headaches using a cell phone once in a while, and nerve/muscle stimulation/joint stiffening in WiFi, I figured out I should avoid these exposures. So, I fought installation of the 3rd smart meter for water. I opted out in 2010. But when my neighborhood all got them the environment became really bad in my home, too. (see form for symptoms) Recently after wireless county-wide broadband went in our home readings for ambient (non-smart meter) levels went from 6-8  $\mu\text{W}/\text{m}^2$  to 50-120+ constant levels on every floor and outside. Now I cannot sleep without muscle/nerve stimulations. Must take sleeping pills and they do not help enough. I want you to also know that in Sept. 2012 when 4G phones rolled out in our area my home has become even worse as neighbors got them. These emissions paralyze my nervous system on top of stiffening my chestwall, etc. IN MY OWN HOUSE depending upon who is using these devices nearby. Our house acts like an antenna, and I can read emissions (including broadband pulse) ON OUR WIRING. Where can we move in Wisconsin? THEY love wireless broadband and plan for it. People love the new phones. Would a forest protect me enough? We have to smart meter OPT OUT in the state, though I have been trying to get one.

**133** The exposure/reactions noted were experienced at a small apt-building that I own at 115 Linda Lane, Palm Beach Shores, FL 33404. Four other apt-buildings East/West/NEast & NWest have 17-meters facing a common property line. I used to live there and now rent the property. If I lived there now I don't think I could survive. My greatest personal physical fear is that the bloody mucus that comes from my nose after a day of exposure indicates that capillaries in my brain are vulnerable. When I did major fixes of the apt recently, I had to budget my own exposure and take days off or take breaks at the 'safer' end of the property. I used every energy routine I knew to help maintain resilience on an hourly basis. I became irritated and literally screamed reactively to frustrations at home - these outbursts were so unusual and disconcerting to me. I thank God that I didn't have to sleep there. My handyman-helper experienced either headaches or major respiratory problems repeatedly after working in the yard near the meters. We moved his work area. PLEASE NOTE: the original 5 meters on my apt building were the GE AMI/SSN type. I had them removed by FPL within days of the first time I went to the building and felt them (immediately). But the 17 others closeby on neighbor's buildings are these GE AMI/SSNs. The replacements now on MY building are 4-Itron Watthour Meters with under the bar code: 1NS310047965UWSS and 1-Landis & Gyr code NXL092225647UWLL. I spoke up at a town meeting recently. I know via my ES-journey with uninformed doctors that it is easy to be misdiagnosed/fall into a vicious cycle of erroneous causes & effects...all costly financially and to one's health, confidence and quality of life.

**134** If I do to somebody else's house or even to Loblaws for a few hours I do not have heart palpitations, nor seizures, nor high blood pressure nor do I get dizzy. After a few hours my body is relaxed.

**135** During the week I had a smart meter on my home I was unable to relax enough

	<p>to sleep. I could not focus on any project long enough to complete any task during the entire week. I am electrically sensitive, but during the week we had the smart meter, I found that I was unable to use a computer, cook on our electric stove, watch tv, or use any other electrical device. It seemed to me that the smart meter was causing a "dirty power" current on the wiring inside our house.</p>
141	<p>Smart meters and the Tropos used for transmission to the Utility have dramatically impacted my life. I am never feeling well in the City in which I live. I drive much further for all services to be out of Naperville. I cannot sleep at night, have pains in my chest, have headaches, have respirator trouble, have increased allergic reactions to foods and the environment, I have coughing fits that make me feel as if I will not survive, my memory which was unusually sharp is now failing, my hearing is getting worse. These last two symptoms effects my career as I am regularly interviewed on the radio and do phone consultations. I cannot even leave the house to walk down the driveway to the mailbox without suffering symptoms which sometimes cause me to have to go to bed for a few hours. I cannot sit on my porch or work in the yard because of he neighbors smart meters. I hesitate to invite people over to my house as they suffer from headaches, pressure in their chests, and pains in the neck and shoulder area. I no longer invite friends to stay over as they suffer symptoms and cannot sleep.</p>
143	<p>My cat has also developed a horrible case of ES (on the farms it is called "stray voltage") and she has as many or more symptoms as I do. She is the proverbial "canary in the coalmine." The smart meter is on the north side of the house and she used to love to sit in the window on that side of the house, looking out the backyard. Now she spends all of her time in the room on the south side of the house, as far from the smart meter as she can get. This is absolutely NOT a coincidence. I have tried for 2 years to get Xcel to remove the smart meter and install an analog meter, but they insist the meters are safe. The Wi PSC has been worse than useless and continues to parrot the company line.</p>
144	<p>I can't tolerate wireless &amp; have to leave any area with it. If a smart meter were put at my home I'd be forced to leave or be without any electric service as it makes me that sick. And in Tucson heat above 100 that is also impossible. Smart meters are deadly for people like me &amp; I don't want my life destroyed by them. I must have an opt out. Also our nation needs to realise what all this wireless does to young children &amp; wildlife &amp; our pets who can't even speak for themselves. We already have too much wireless in our cities as it is with cell phones &amp; wifi that are already affecting many &amp; most don't realize that is the cause of why they don't feel well. To add in any more is absurd &amp; the bad repercussions won't be known until afterwards.</p>
148	<p>I feel the SM's have added way too much to the EMF in our homes through long range transmitters. Everyday short range ones never bothered me. When the SM was installed I noticed many health problems arise.</p>
151	<p>All I can say is Thank GOD I don't have a smart meter at work from the way I feel at home or I'd lose my job! Being 'brain dead' at home is one thing, being that way at work would make me unable to function. The effects of the smart meter follow me for hours before I feel better though, and the brain fog isn't 'clearin up' it is staying with me.</p>

153	I had the Smart Meters installed in my home and by the next morning I had severe nausea and headaches. I suffered for three months; went to the doctor several times; trying to figure out what was going on. After reading an article in the paper regarding someone else experiencing dizziness when they walked near the Smart Meter, I had them removed. I immediately felt better, no nausea. Had them installed again hoping to avoid the extra charges, and immediately got sick again. I object to the charges to opt out and the monthly charges....I have read the meters in my two family for over 40 years and I am now being charged by CMP to read them when I still have to read them myself....what a scam!! They really pulled the wool over the Public Utility Commission!!!
156	Exposure to smart meters in a new apartment tipped me into severe EHS within two weeks- at 30 days I was convulsing, and my cat died, too. I fled to my sister's where the local PUD tried to help me by replacing the old house meter (leaking dirty electricity) with a smart meter. I almost died from dropping into a coma-like state, but they returned a better analog; within seconds I came out of the fugue. But 25% of my hair immediately fell out. I had to quit my work, my Masters program, quit my rare Italian cheese importing business. Now I go to school on a disability program in order to finish my very important Master's thesis, but with entirely 'at home' study. My life has been ruined by smart meters. I can not find housing- my sister lives in a smart meter free community where the local PUD protects me from other meter exposure. I am homeless and miserable, hoping to find a farmhouse on a well and with septic with no meters.
162	I have known I am sensitive to wireless RF for over 10 years. Using a mobile or a wireless internet cause only minor irritation when used for a short duration. Going to shopping centers and Airports were not problematic. Even flying did not give me any apparent health issues. However after smart meters were installed in our street (in a meshed network) I suffered serious headaches. They have sensitized me to things that I was not sensitive to before. I get allergic reactions to my deodorant which has never happened before. I now get serious headaches when going to Shopping Centers and Airports or where there are crowds of people. I suspect this is from the wireless networks and/or mobile phones that are being used. Even after flying on commercial airline flights for 2 hours I get a serious headache that lasts for days. Every trip I make the recovery period appears to be getting longer and longer. I can no longer sleep in my bedroom or work in my home office (both located at the front of the house). I have had to relocate myself to the back of the house (lounge room) to escape the smart meter effects. It is criminal that power companies can install smart meters with wireless near peoples bedrooms that cause deleterious health effects. The burden of proof is on the power companies to provide evidence that wireless emissions from their meters are not harmful. Unfortunately here in Australia they deny responsibility and are not being held accountable by the local government.
164	I have answered these questions on behalf of my 5 year old who i believe has suffered anxiety, nightmares, skin eruptions have worsened since being exposed to the smart meter.
170	Smart meters have changes my life so severely it is hard to know where to start.

I am very sick, unable to move or sell my home, cannot afford shielding, finding it more and more difficult to function in an environment where they are now everywhere. Sensitized now to Wi Fi and cell towers. Insomnia, severe headaches, vision changes, dizziness, fatigue, inability to concentrate, huge hum and pressure in ears. Concerned I will have an accident, fall, driving or otherwise because of symptoms. Attempting to keep things as 'normal' as possible for ten year old daughter, I have explained as an allergy. I no longer sleep in Master Bedroom, most of the house is now unusable to me. Meter is on bedroom wall, I have had it logged and measured and exposure is dangerous by building biology standards. Effects of neighboring meters can be felt in various parts of the house. Walking down the street, I am affected by meters even across the road. I am desperate to have the meter removed and have a safe place in my home. I have no other option now but to move to a rural area off grid, but as a single parent I am locked into my current job and mortgage. Very concerned about young daughter who is so far asymptomatic. Very concerned I am accruing permanent damage with continued exposure, and very concerned I will become so sick I will be unable to work and support her. It's been a year now, I am amazed at my strength in continuing on, but fear I cannot keep going much longer. Need support from medical profession which has been very inconsistent. This is a global health and environmental issue. I hope the information you gather in this survey helps.

**172** Smart meters are horrible devices They cost us so much more they were ment to save us money but they cost us so much more Money and our health

**173** No. 41 (other autoimmune): vasculitis, peripheral neuropathy, Raynaud's, allergic rhinitis, reactive gastritis No. 4/29: can use only 10-year-old laptop No. 20-22: symptoms lasted 2 months after initial exposure, finally alleviated with ginkgo biloba. New exposure causes same symptoms in minutes, gone in couple hours after removed from exposure. No. 27: meter removed only after urgent pleading with utility, which is still aggressively insisting on reinstalling it No. 38: Already self-employed, from home, before smart meter exposure. No. 39: effectively disabled, but SSA won't recognize it, due to lack of hard evidence acceptable to them.

**179** I have been in a guinea pig study with AMR's in our town. Here unbeknown to me i had a smart meter on my home for 22 years....continuing to have worsening symptoms each year. This was a study done in our town....must have been the before we do it nation wide campaign. I have spent nearly 50.000 dollars out of pocket in the last 2 years on my health. It was not until we were trying to determine cause that we found out the harrisonburg electric company had all my dwellings from 1990 on with an AMR device. When I moved to Eversole Road in Buckingham county I worsened and became ES and disabled. finally we fled the home in 2010 and I lived in a tent for months. We have y-shielded our home, but due to chemical sensitivity we are having difficulty getting back to the home for use...i live now in a trailer outside and come in to cook

**181** I have MCS and the smart meters most definitely made it worse. My husband has brain cancer that has been attributed "more likely than not" to his cell phone use. We opted out (after having it on for nearly a year without even knowing



	<p>they had done so, other than with ill effects) and have to pay. That is disgraceful. We have a small lot and our neighbor's smart meter is near our master bedroom. We are unvoluntarily being subjected to this non ionizing radiation that could kill my husband and cause serious ailments for me. The opt out is not sufficient for the health and welfare of Americans. We need our old meters back as the idea was a huge mistake and will cost more in health costs than it would supposedly save.</p>
<b>183</b>	<p>Originally there were two smart meters installed on my property which were outside my bedroom wall. Immediately after smart meter instalation I suffered from severe ringing in the ears each night. I think it was worse when the electric water unit started to heat up. I blacked out and now have permanent damage to my face - metal plates inserted. Powercor come up to inspect the installed smart meters and removed one of these. I also had my electric water meter removed at the same time and replaced with a gas water unit. Since this time I have not experienced any medical problems.</p>
<b>188</b>	<p>Severe headaches, gushing nosebleeds for the first time ever, flu like symptoms. They all went away when the meter was removed.</p>
<b>192</b>	<p>I was super healthy, worked for 20 years in the health care field, attended yoga class 3 times a week and hiked every weekend. Since the Smart Meters were installed and my body began to break down, I have lost my home and closed my business because of Smart Meters at my office. I run the risk of losing my marriage, too. I have cost far more in health care in one year than I had in the previous forty years, plus I am not earning, spending and paying taxes. I moved to one of the few towns without AMI meters, yet I am now 300 yards from a cell phone tower and can not recover from the AMI meters here. I have to move again and do not know where to get away from the radiation to recover. I was not notified of the installation of these dangerous meters and not informed of the location of the cell phone tower (when I first looked at the house mid-day the tower was not in peak usage.) How can stop these dangerous meters we find a safe place to live and ? People are already committing suicide because the radiation is unbearable. Everyone I have talked to with this condition can understand why. Our country will be crippled with health care costs and unemployment if some states do not take a stand and stop these installations. Maine could do very well to protect the health of it's people, protect itself from climbing health care costs and set the country back on course. The State might also attract many gifted people to flourish once more. I have many well educated family members who are teaching in universities there, I would like to see them again, too. Thank you, Beth</p>
<b>193</b>	<p>We slept in our van on the street for six months whilst trying to get the smart meter removed. We went through the ombudsman, have a medical letter from my doctor and begged for the smart meter to be removed. We were left homeless for over a year, sleeping in our van. Even a couple of hours at the house made us so sick that we couldn't stand it. We have moved interstate away from family and friends as Victoria is now full of smart meters. We gave away and sold nearly everything we owned just to get away from smart meters. One symptom you didn't mention was nausea. I got severe nausea every time I was</p>

	<p>exposed to smart meters. We sold our home \$40,000 lower than the asking price just to get away. I lived there for 22 years without these symptoms prior to the smart meter. Over a year later we still have ringing in our ears which began with the smart meter. We don't know if we can recover fully, but are cautiously optimistic. We are hoping smart meters will not be installed in our new home, but the government is pushing for them. If they are installed here we will get 10 of them as we are in a block of units. We would most likely have to move again. Other residents wi-Fi is effecting us now. It is a nightmare.</p>
195	<p>Before my smart meter was installed I very occasionally experienced a light ringing in only one ear for a short amount of time (a few seconds). One month after my smart meter was installed I developed quite a loud ringing &amp; buzzing in both ears that is present constantly and most noticeable when I'm lying in bed in the morning and at night when it is quiet. It is now always present and is still present when I am not around smart meters.</p>
196	<p>Prior to smart meters i was free to go for walks every day, and go out for dinner with friends, and drive around freely. I am now confined to my house and only leave to buy groceries or visit people and only with appropriate head shield protection (from head to base of neck.) I get a headache from driving past a transmitting smart meter (at 60klm p/h).</p>
197	<p>my smart meter was a trial version and a 'stripped down' version according to the electricity company - thus unlikely to be a health concern. I didn't know that they'd installed a smart meter and so my health issues - which started around that time - weren't connected until I'd realised that a smart meter had been installed. The 'guts' of the smart meter have now been removed to the point where a human meter reader is again required. Ringing in the ears has all but stopped and the dizzy spells are decreasing. I make the obvious connection where my power provider does not.</p>
199	<p>I suffered for 7 months with hives, pin pricks and crawling sensation. I lost all feeling in my hands and feet. Most of that time it was 24/7. It was sheer torture. Some days I felt that I could not get through the next hour. I had to take a leave of absence at work, move out of my home. I slept in my car in local parking lots. At some point, I made the connection that I was worse in my bed which is only a few feet away from the meter. After sleeping on the couch for many months, my body started to heal. DTE switched the AMI meter to the AMR meter in June 2012; however, the same symptoms occur again if I sleep in my room but it just takes longer than with the AMI. I suffer from migraines and pain in my head upon exposure. My memory is affected, too. I have become sensitive to electricity. It can cause pain in my head and skin problems as with the AMI only not as severe. I have family and friends who have endured the same torture. One had a nervous breakdown and was hospitalized. The other wanted to commit suicide. I worked desperately to stop her from doing so. She sat in front of 5 (Yes, five) smart meters in her office building. The meters were just on the outside wall beyond her desk. She was tortured beyond belief and to this day is extremely hypersensitive to electricity. I am so thankful you are doing this survey and I hope and pray for success. We need help. These companies are killing us. And they have the money to continue to persuade our legislators that they have a</p>

	right to kill us slowly but surely.
<b>201</b>	Initially, I had to leave my home until shielding was carried out in my home. With shielding at home, I can live in it, but am not totally symptom free. When in a place without smart meters my symptoms resolve and my ES lessens considerably.
<b>202</b>	"Smart Meters" involvement with other longer-term effects than I've listed (though kinesiological observation does point to it) is harder to verify experientially -- e.g. loss of metabolic balance (muscle/fat balance etc) could take a great many honest nights'-sleeps to begin to recover. I haven't yet gotten time enough sleeping away from home, to demonstrate it; I don't know of an electropeaceful place to sleep, near enough to commute to regularly (even if I could afford it, in time or money).
<b>208</b>	Astounding impact. Lying in bed have uncontrollable jelly-like quivering throughout whole body, as if being electrified. Can feel when transmission begins - it wakes me up. Continues in waves of half hour or so.... Mainly affects me when muscles are at rest. Really concerned ... something has to be done... I have moved to the back of the house to sleep and it still has a huge impact, not as bad, but still awakens me in the same way. Worried I am now going to get sick. Have had on occasion a sense that my glands in my neck are aggravated/swelling. Please help us - Victoria has a compulsory roll-out of these things - I WANT mine reversed. This is the next ASBESTOS!
<b>209</b>	The few symptoms that happened first left faster - still have some memory effect - even after 7 months - And now totally unable to brave antenna - WIFI...
<b>211</b>	My story - <a href="http://rockfest.blogspot.com/2012/06/how-smart-meters-destroyed-my-life.html">http://rockfest.blogspot.com/2012/06/how-smart-meters-destroyed-my-life.html</a>
<b>215</b>	It does not take a MD to diagnose that pulsing radiation from multiple smart meter installations has had immediate adverse effects on my health and well being. It is sad that there is not where to escape to for those that know that they are electrically and chemically sensitive and no one seems to care. To know that EMF has had adverse effects on my melatonin levels and made my already compromised sympathetic nervous system worse. Then to have ones eyes to change, now have floaters in left eye and new additional cataracts in both eyes that developed rapidly after the deployment of the smart meters. These being short term effects, no telling what the long term associated effects might be!
<b>216</b>	nerves in my leg and lips started jumping at night in bed--felt like a piece of bacon in a hot skillet. Unable to sleep do to constant zzzzz throughout home. My heart several times felt as if it somersaulted--impossible, but felt like it.
<b>217</b>	for tingling it began as sparadic after smart meter and while smart meter remained on my home it increased to severe and constant.Symptomatically feeling like I was holding onto electrical feed shocking down my left arm constantly & into both legs and feet randomly .Headaches were severe every day needing pain relief. After 3 months of this I opted out and had meter removed. Ringing in ears was frequently experienced.I also developed skin rashes which was totally new seems to have decreased since smart meter removed.Smart meter was less than 5 ft from my bedroom.My MD sent me to cardiologist for arhythmia & my dentist refused to do dental work due to

	<p>heartrate told me I would have to go to ER. I learned enough in 3 months that I refuse to go in public places worrying about my health and I also will not visit peoples homes due to my symptoms I had experienced from this technology. It was all new to me and I am a fast learner who knows my health well enough to know it changed when my meter was changed. It wasn't until I researched this technology that I realized I had the same serious reactions to those who are suffering needlessly. This is a time when Science is uninformed and the people are bringing in the proof of this dangerous health threat Lets hope we will be the change Thank You</p>
218	<p>When they installed the smart meter on our house, my mind became totally unable to focus on anything. The company would not replace it with an analogue meter, so I camped out for a summer. Eventually we hired an electrician to move the meter to the nearest phone pole 100 feet from the house. That alleviated many symptoms, but I think many remain at a lower level due to the background microwave radiation of many homes transmitting in the area.</p>
227	<p>I now have a problem standing up. Called neurally mediated hypotension. I listed two of my cats (I have 3) in the "persons" section because they have both gotten very ill since the SM. One of them almost died. The other is very agitated now most of the time.</p>
228	<p>The wireless smart meter is illegal as applied.</p>
231	<p>after the first day i was getting blood nooses and not understanding it was from that im a carer so i work at home which has increased the impact , i cant use any fluoro lights any mobiles , or wifi after 12 months , hair falling out serious loss of weight and ear ringing like at a rock concert , my rf tests read .0007 with 9420 spikes with in 24 hours spikes highest point read .3568 and theres no turn off period .</p>
234	<p>Although I have already commented in answer to previous questions, I would like to reiterate that I became aware of ringing in my head/tinnitus worsening considerably in the months since the roll out of smart meters in our area, particularly after they were installed in the two residences close to, and on either side of, ours. I have suffered increased depression, mental fog, agitation, anxiety and stress. Also a general lack of motivation, increased negativity and decrease in 'wellbeing' since exposure. Both neighbouring meters are situated close to our main bedroom. I feel they are also contributing to disturbed sleep, extreme wakefulness in the middle of the night and inability to go back to sleep once awake. Added to my symptoms. My husband also has tinnitus often, but is highly sceptical it has anything to do with the meters as he is trusting of the technology and doesn't believe in EM sensitivity, etc. Also, our dog is depressed and has suffered itching and eye problems in the past few years since the smart meter roll out commenced. He is 'getting on' in years, so I am not sure if this is sensitivity to EM exposure, or if it is just old age. However, he is not at all the happy and active and playful dog he was before smart meters were installed.</p>
235	<p>I have lived in this house for twenty-one years. It was first my parents house and then in November 2011, my partner bought the house. We looked for a house to purchase, but due to the MCS were unsuccessful. My parents graciously sold their house to my partner, so that I had a safe palce to live. The SM was</p>

	<p>installed after my partner bought the house and that is when all the EMS became difficult and TOO MANY times completely incapacitating. I have to limit my computer exposure to a few times per week to a few hours per day on those few days. It has made my job very difficult to perform. I also have increased anxiety during computer exposure and in general. Beyond the anxiety, the headaches and impaired ability to breath makes it impossible to just suffer through. If I can't breath I can't live much less try to write a dissertation! I had no idea what was causing all of this, but the timing of the EMS issues coincides with the SM connection to what was my very safe home. Do I have any legal recourse in removing the SM? My mom fought Duke for years to prevent them from hooking-up a SM to the house. My partner, Dr. Andrew Millar, did not know that a SM was an issue. Do we have any legal recourse?</p>
<b>239</b>	<p>I'm on medical leave due to a tumor I developed after the installation of the smart meter and the worsening of my electrical sensitivity.</p>
<b>240</b>	<p>Since smart meters were installed in my neighborhood in December 2010, I have averaged about four hours of light, disturbed sleep per night. I am too tired to cope with the demands of my life. My car is in disrepair and my quality of life is deteriorating.</p>
<b>244</b>	<p>My symptoms are nothing compared to those experienced by neighbors and friends on my street. My biggest issue is that of the basic civil liberty to choose what EMF devices I expose myself to, and utility companies mandating these smart meters and then charging outrageous opt-out fees sounds like fascism. I am also not convinced that my privacy is adequately protected. And then I look at my neighbor Rebecca who had horrible headaches and skin rashes when the smart grid went up on our street. I have found that her demographic (women ~60) are the most sensitive (at least in our area).</p>
<b>248</b>	<p>My health has been so affected that I am having to sell my home and move to a safer home without a smart meter. My whole life has been impacted financially, socially, emotionally, and physically. It has limited my ability to go places, to visit friends, and has disabled me to the point where I cannot work. My life has been extremely difficult and disabling for the last 1 1/2 years since these were installed,.</p>
<b>251</b>	<p>I stay part-time in Carson City, NV with my mother where there is a Smart Meter (SM) within 4' of my bed &amp; 8' from my art/work space. No longer able to sleep or do art/work near SM due to pain surges, like electrical zaps, in my brain, which I never had before SM. Intense buzzing/ringing in ears now. Minor intermittant ringing in right ear before, hardly noticable. Foggy/groggy brain intensifies rapidly upon entering room. Irritability and aggitation occurs if in room more than 30 mins. My life force is drained out of me if near SM. Severe insomnia. I now sleep at farthest point away from Smart Meter on floor, for I could not sleep at all after 2 or 3 nights in room after SM installed. Toes and bottom of feet started tingling dramatically at night when in room near SM = 4 or 5 feet away from SM. This has happened before Smart Meter but on occasion and mildly, not as severe as it did when sleeping near SM. Heart started fluttering the 2nd night I slept near SM &amp; only happens when I am in room near SM too long. I get more sensitive the more I am exposed to SM, I feel brain and</p>

	<p>ear symptoms within minutes of being in proximity. I think I feel it more strongly when it pulses out information because my head gets pulsing zaps of pain for a few seconds to a minute with pauses before more start and my ears start to buzz and shriek with different pitches of tones. These symptoms are new and have not happened before exposure to SM and do not happen when I am more than 25' from SM on other side of several walls.</p>
<b>253</b>	<p>was confined to w/c within 1 year of moving into this bldng due to extreme dizziness/vertigo...app. 2004. also suffered all stated symptoms ...all symptoms dramatically worsened or returned upon installation of smart meters in nov. 2010....</p>
<b>267</b>	<p>I really just want my old analog meter back.</p>
<b>274</b>	<p>Ringin in my ears non-stop 24/7. Never had it before.</p>
<b>276</b>	<p>Smeters made me homeless for 17 months. I have lost my home of 24 years and my city of 24 years. Most of my state is off-limits for me due to the fact that the meters are installed in most of the state. I can currently function in areas without meters. This includes Los Angeles city (LA DWP territory) and Pasadena (Pasadena Water and Power). I am an 8th generation American, with ancestors who arrived pre- American Revolution. They soldiered in that war and in others to protect their descendants' right to live freely in this country. The deployment of Smeters have taken away this right from me. I have sustained many losses, including my sense of place (home), safe shelter (especially difficult as a disabled person), my possessions, my normal routine, access to the familiar, access to my support system, access to things that made my life good and happy. I have lived out of my car since August 2011 and have only just recently managed to find housing. I have Section 8 assistance and my search for housing has been further complicated by the lack of units. I am exhausted, depleted, and scared by this turn of events. I have told my elected officials in City Council meetings about what has happened to me. I have told the board of my utility company (Burbank Water and Power) and was told by one member to just move from the city; another said there was a problem in the minds of people who react to the meters. I set up a small website: <a href="http://smartmeterhealthalert.org">smartmeterhealthalert.org</a>. 7 out of 8 of my neighbors in my former residence in Burbank began to experience health-related effects when the meters were installed.</p>
<b>283</b>	<p>In Aug. 2011 digital electric meters went on neighboring houses. I experienced rashes which I had never had before. It was several weeks before I learned about the meters. In Nov. 2011 a meter went on my house. Symptoms worsened in the first 30 days. I then experienced dizziness and nausea to the point I could not work. I am an artist and I have been unable to do creative work for the past year. Had I not retired because of MCS, I would have to have then. A host of other symptoms also occurred. Painful joints, ringing in the ears, thyroid disease symptoms worsened, libido vanished, headaches, unable to concentrate, memory problems, lack of energy, highly reactive to chemical exposures so unable to leave the house. For the first time highly reactive to plants so unable to garden. The meter was removed in July 2012. In one week I began to feel better. After 30 days the dizziness and nausea was gone except when I was in public buildings. Other symptoms persist such as being highly</p>

	<p>reactive, rashes, insomnia, lack of energy, lack of libido, poor concentration. I have concluded that the exposure from neighboring houses is still a major problem. I now notice when I am being exposed to wifi or curly light bulbs because I feel worse. I have gotten rid of florescent bulbs, and cordless phones. I stopped using a cell phone (I never used it much anyway). I installed electric filters. My house is nearly EMF free now. However, I am still ill. Smart meters have made me a prisoner in my own home.</p>
<b>287</b>	<p>I have 12 SM within 20 ft. of my immediate living quarters. I live in an apartment complex. I've been here for just over 1 yr. The main issue I notice is a constant buzzing in my head. I had some ringing previously but the symptoms have worsened since moving here.</p>
<b>303</b>	<p>I have suffered from chronic fatigue for many years but after years of treatments from a naturopath (supplements, etc.) I was feeling great and feeling like I would like to return to work full-time (I work part-time). The day of installation of the SM I was home sick and recovering nicely. About the 2nd day I began to feel dizzy and experience headaches (which I never get) and very tired. Once I began to suspect the SM I tried on many occasions to leave my home and stay out (at a friend's place, for example - without SM) and I would get better. Over the past year I have learned to leave my home when I can to the point that I was sleeping in my car in the warm months because of bad heart palpitations. At the moment I have been experiencing more neurological symptoms including a lot of twitching of my face and constant numbness in my hands accompanied by dizziness. There is no doubt that the SM is responsible for these neurological symptoms and my worsening CF, which has returned with a vengeance. It has also affected my husband who has been experiencing a lot of unexplained skin rashes (covering most of his body), mood swings, dizziness and chronic tiredness. Unfortunately, he loves his technology and doesn't seem to believe me or do anything about the problem.</p>
<b>306</b>	<p>The electric company has installed and replaced our smart meter twice, because of fires started by the meters. I have chronic sinus allergies and post nasal drip. I am also narcoleptic.</p>
<b>307</b>	<p>I have had to move my office at work to a building without WiFi because of the EMF symptoms. It is accumulative not something that comes and goes.</p>
<b>310</b>	<p>Note, I was able to stop a Smart Meter going on my residence, but my neighbours all got one. Immediately (by the next day), I had health effects from the closest one (20 ft away from the SM), so I moved my bed to the other side of my house (40 ft away from the SM). In 2 months, my health was decreasing, so I put a few layers of shielding on my neighbour's SM. I could still measure radiation through the shielding from the SM, but it was much less. 2 more months later and the shielding was not enough. My health was starting to noticeably be affected again. Fortunately, my neighbour's SM's antenna was able to be unplugged. What a relief! I felt SO much better! My health was still being affected by other neighbours' SM's 80 ft away, though, so I spoke with those neighbours and I was able to shield some and other's had their SM antennas unplugged. So, the reason I have answered in this survey that SM's have not disabled me or affected my work is because I was able to disable the SM's;</p>

	<p>however, this is only a temporary measure until the power authority finishes their install and then "fixes" the disabled SM's (if the power authority is not stopped by legal action). ...also, I said my computer is not bothering me ONLY because I have shielding around it AND because the computer is specially chosen. The SM's have directly heightened my friends' arthritis changing their bodies from active to inactive, SM's have caused seizures in another person, and doubled and tripled the length of time that people used to normally have the flu.</p>
<b>318</b>	<p>Until I vacationed in Maui, I had gradually worse symptoms. After 2 weeks in Maui, I was better until I returned, and overnight, the symptoms also returned with a vengeance. Entering the symptoms into a search engine, EMF exposure came up and I acted, which is fortunate, because the lessened exposure has allowed me to sleep again, and soon I hope to hardwire the computer so as to eliminate WIFI.</p>
<b>328</b>	<p>We paid to have the bedroom furniture moved from the closest to the most distant room but no help until we had the smart meter replaced. Now we must buy power in advance at the store and no longer have "time of day" rates which costs us more money in addition to giving up our automatic pay which we had. Fortunately we have much space between us and the closest neighbor so if they have smart meters they apparently are not a problem.</p>
<b>329</b>	<p>There is no smart meter on my house but I still suffer the effects from smart meters on nearby houses. A City wide Wi Fi system was installed at the same time as the smart meters. I become exhausted fairly quickly when exposed to microwave radiation but not when I am at a safer location.</p>
<b>336</b>	<p>I have filed the very first personal injury lawsuit in Federal Court due to catastrophic injury/loss from smart meter radiation. Although I opted out, I still cannot tolerate living in my home because of ambient radiation from hundreds of smart meters. The Smart Grid killed my cat and gave my domestic partner a heart condition. (Did I mention that my domestic partner is a world champion athlete?) I do not use Western medicine because of my religious beliefs. I use only natural healing. I hold the belief "Do no harm" I do not believe that the profit motive belongs in any bona fide system of health care. I believe that electrical sensitivity and sensitivity in general is a blessing, not an illness. Sensitivity is intelligence. Stupidity is an illness and a curse. There is no such thing as "hypersensitivity". It is impossible to be overly intelligent! I am in perfect health. When I am exposed to toxins, my body reacts appropriately. When I am in nature, with no radiation or toxicity, I feel great! Although I am completely incapacitated when I am forcibly radiated, I am perfectly capable of anything and everything when I am not being radiated or poisoned. I believe that we should abolish radiation, rather than declaring people to be sick and disabled just because they are subjected to harmful radiation. Having said that, I may have to apply for disability income if I cannot find a safe place to live and work.</p>
<b>346</b>	<p>My life has been destroyed. The meter ruined my health with intense onset of EHS. We fled our home. I had to stop working. We have been on the run for 3 years looking for a place to live. We lost our adoption window after finally making progress with a lawyer after years of infertility. My friends &amp; family think I am crazy. My marriage is falling apart. as we have become complete nomads</p>



	and my husband cannot feel what I feel, though I believe it is affecting him as his memory has slipped, he has sleeping problems, has gained weight and is irritable. I cannot be in most public places and cannot find a place to live where I feel normal & healthy. We have spent upwards of \$40K trying to cope with this problem and moving around. I am sad and angry beyond belief.
<b>348</b>	Nosebleeds, nausea, dizziness, blood pressure low enough that I fall down if I do not lie down, ringing ears, and intermittent strong agitation have caused me to pay a great deal of attention to my environment. When I am away from wireless devices the symptoms subside and I begin to function well once again. Smart meters are pervasive and invasive. I definitely feel like a canary in a coal mine.
<b>349</b>	My house is awash with a low frequency noise caused by the RF broadcast over the powerlines, PLC/BPL. I first became aware of something "wrong" when I began to hear a low frequency hum/buzzing everywhere in my house. After ruling everything else out, and given my symptoms started around the same time TWACS was implemented in my area, all my symptoms fit what happens when sensitive people are exposed to TWACs. The Utilities claim TWACS is only used briefly one or two times a day but they are LYING, I hear it 24/7 and after researching the technology, it is clear they DO use it 24/7 for load-balancing and detection of outages. The noise is very disturbing but the worst part is the severe headaches and the tingling/pin and needles in my head and shoulders. It feels like my brain is burning, it is a feeling unlike any I have had before.
<b>352</b>	suspect link between installation 6/12 and surgery for subdural hematoma (brain bleed) 10/12
<b>354</b>	It's unconscionable that these are being forced upon people and that we had to fight for months to have the right to remove ours, and then had to pay. The utilities should pay US for the permanent damage to my hearing caused by their stupid "smart" meter.
<b>356</b>	Had it not been for the severe nose bleeds I'm not sure I would have ever found out what was causing all of my health problems.
<b>358</b>	Smart Meters have ruined our lives. We still have symptoms even though we opted out and ours has been removed because all our neighbors still have them and they are 10' away from our house. We are currently sleeping in our living room because it's the furthest away from our neighbor's Smart meters. We don't understand why they couldn't have used fiber optic cable so we would be safe in our own homes....we just don't get it why nobody cares and just keep adding more wireless to our environment.
<b>362</b>	This is the first note I ever took on my (and my girlfriend at the time's) symptoms, about 5-6 months after first noticing the initial symptoms I had. She moved in with me about 2 months before this. I have many more notes to share on other symptoms and my hypothesis on how they were occurring, etc. Feel free to call me about them. 3/7/2011 Early AM: Almost nightly 3-5 nights out of the week we notice the same oscillating tone(s): 1 HF drone (Very high...upwards of 15k, probably ~16,820 Hz.) & 1 Lower (estimated at 8kHz using Logic Pro's Test Oscillator plug-in), I was able to cancel the tone out when I matched it, but still with a phase sort of effect. It fades during day but still slightly noticeable in the house. I never hear it at school but hear it very often at the house even after

	<p>shutting off all electronic devices and power from electrical box on house). The ringing gets so loud it can be unbearable and hurt like a stabbing sensation, other times its not painful and just annoying. My girlfriend gets the same exact ringing and can match my descrip everytime (as I wrote this the lower pitch freq. got lower to around 480-501.30 Hz range). She experiences vertigo, itchy skin, nausea. She is losing short term memory more often, and doesn't do drugs or drink. She also gets spotty vision. I experimented with 2 test oscillator plugins simultaneously generating 16,820 and 491 Hz and my Girlfriend said the HF tone cancelled out and slowly faded back in after I stopped. It affected the waveform when I tried different frequencies and made it "bounce", like effect heard tuning a guitar when dissonant waveforms are clashing. I also noticed this.</p>
<b>374</b>	<p>We got permission to remove the meter for \$75 + \$10/month month fee. The daily headaches disappeared. The constant headaches made my ability to concentrate and work was very disruptive to my life, and greatly limited the amount of time I could devote to the business and to teach which in turn, directly affect income and quality of life. I still have numbness but not as severe, and low thyroid--boderline.</p>
<b>376</b>	<p>Every now and then, I get symptoms associated with the Smart Meters. Even though I opted out and the electric and gas analog meters re-installed (hope they indeed are analogs), I believe that, when I get headaches and heaviness in my head and ringing in my ears, it's because both my neighbors on both sides of my house still have the Smart Meters. My bedroom is 15 feet away from a neighbors meter, and I don't sleep every night in my bedroom. I alternate by sleeping in my living room sofa, which is a little farther from my neighbor's meter.</p>
<b>378</b>	<p>Has caused me extreme anxiety and stress.</p>
<b>379</b>	<p>Smart Meters almost killed me. The night I began reacting to one that was on a neighbor's house, I blacked out and awoke with burning in my right nostril and on the right side of my brain. My Lyme doctor said I probably had a transient ischemic attack, but I can't confirm because I'm too electromagnetically hypersensitive to get an MRI or CT scan. Within 4 days after this reaction, my skin kept turning bright red and I persistently had a temperature of 103 F. After 4 days of this, I had to get completely out of range of Smart Meters &amp; their associated 20 mile-range, 5.6 GHz repeaters on the power lines. Eventually, shortly before Maine was completely covered in Smart Meters, I had to move to another state where they aren't supposed to be installed for another couple of years. The severity of my symptoms has made it impossible for me to find a place to work. Also, I can barely eat, sleep or exercise anymore. I'm also having a lot more seizures, choking episodes, chronic fevers, chronic, bone-deep, body-wide pain, and more breathing problems than I ever used to before my Smart Meter exposure (which occurred in March, 2011).</p>
<b>380</b>	<p>The SmartMeter on our home was already installed when we moved in 2 years ago. At this time, we were already aware of our EHS symptoms. For the first 2 months after moving in, we only noticed mild symptoms in comparison to our previous residence near power lines that we experienced severe symptoms. Soon after 2 months our symptoms progressed and we didn't realize the symptoms were caused from the SmartMeter located outside of our garage. It</p>

	<p>wasn't until about 6 months later when we conducted research about SmartMeters that we realized the cause. There was no Opt-Out program in place for its removal. My husband and I suffered severe effects until its removal 7 months ago. We further continued with milder symptoms from our neighbors meters on each side of us and were able to convince those neighbors to also remove them. Immediately one of those neighbors suffering from insomnia noticed the symptom completely disappeared and thanked us for the insight on the issue. We finally have peace within our home now and can deal with very mild symptoms from limited exposure to other devices such as computer, cable modem for internet and kid's X-Box 360 with built in Wi-Fi. We just shut down/unplug everything when not in use!</p>
<p><b>381</b></p>	<p>I moved into my apartment almost 3 years ago, and have been trying to figure out the cause of my symptoms almost as long. There are 7 smart meters located in the building across from mine. Anytime I spend time away, my symptoms diminish. Whenever I return home they start up again. All 5 people in my residence seem to be affected, as well as our elderly neighbor and their cat passed away (which I think is related).</p>
<p><b>384</b></p>	<p>Beofore I moved to where I was close to a smart meter I could eat what ever food I liked. Even when my life was bad I knew that I could always count on good health because I took good care of my body. Since I have had exposure to the smart meter my digestion has been getting progressively worse. Now there is very little food that I can eat and what I do eat hurts me to digest. My stomach muscles are weak because of this. When I first moved in I would wake up during the night and my skin would feel like it was on fire. I thought that I had bed bugs. I also have bad ringing in my ears. If I eat any cooked food I will have intense pain in my stomach for a week later and I will have blood in my food as well as sometimes throw up blood. I am working on getting the smart meter removed. The owner of the house is losing her eyesight and I think that this may have to do with the smart meter. I have tested with a gauss meter and microwave radiation spikes up to a high level in my bedroom. If you would like to use this information in regulatory or legal proceedings please feel free to contact me.</p>
<p><b>385</b></p>	<p>I was living in Sonoma, CA at the time the Smart Meters were installed on our house. My symptoms would completely disappear when I went to stay with my daughter in Marin County, which had put a moritorium on installation of Smart Meters thus making it a Smart Meter-free area. As soon as I got back to my house in Sonoma, the symptoms would come on again. I moved to live with my daughter in Asheville, NC which doesn't have Smart Meters, and have only minimal discomfort from my computer.</p>
<p><b>387</b></p>	<p>I am no longer comfortable in my home, and only recently realized there is a gas meter module sending wireless information through the basement into the entire house, possibly to the AMI electric meter on the opposite side of the house. We are within 20+ feet of neighbors' homes. So our home also receives signals from neighbors' devices (including wireless). We no longer use WIFI in our home. Our cell phones are in use less than 1/2 hour per day (3 phones). We do not own a microwave. I have done what I can do with respect to</p>

	<p>contacting the utility with no satisfactory response from them. My next step will be to hire an electrician to obtain objective information about what is happening (radio frequency waves amplified throughout copper pipes???).</p>
396	<p>Previous to realizing we had our (4) analog meters replaced with smart meters on the 1st of December, I knew something was 'off'. I began experienced fatigue, feeling cold, slight insomnia, and other significant changes in my sleep which included heart arrhythmia, and swelling in my extremities (fingers/feet). In the last few weeks, I have a constant dull pressure in my head and pain in my right ear throughout the day. I've also experienced occasional numbness in my extremities during the day. I do have mitral valve prolapse, but only ever experience heart palpitations nearing the end of my pregnancies (which I joked with my husband that maybe I was, considering my other sudden symptoms.) The heart palpitations have alarmed me the most. Our children have suffered from earaches with drainage during their Christmas vacation. I stay at home with our youngest, and the two of us have suffered the worst of the symptoms. I hope to have at least two of the meters removed by the end of this month, our house was previously a duplex. I'm anxious to see if this will result in some relief. Unfortunately, these meters are located opposite the wall in our living room. We would welcome any suggestions on deflecting these emissions and safeguarding our home. In the meantime, I'll continue my online crash-course education on emf emissions. Lisa</p>
407	<p>After the Smart Meters were installed at close neighbours homes here in Victoria Australia I got headaches very soon. I do not suffer headaches normally when out of range of Microwave Smart Meters or these Microwave Towers now proliferating all over Australia and much of this world's countries. Please do all you can to rid all of Planet Earth of now proving to be Type 2B Carcinogen causing Smart Meters and Microwave Towers and also deadly Mobile Phones and Wi-Fi in schools and any sort of education centre and private homes. All of these machines are deadly to Humans and Animals and Insects including the much needed Honey Bee and all of God's Creatures Great and Small. These Money Hungry Chief Executive Officers of these Electric Power Companies Worldwide and their ilk are steadily ruining peoples' lives with the actually ILLEGAL forced installation of these Microwave Smart Meters which are actually Illegal Telephone Tapping Devices which need a Judges Court Order. These so-called Smart Meters are not "Smart" in any way at all, but are damaging peoples' Health with such ongoing problems as chronic insomnia, and or nose bleeds and or extreme shortness of breath to aching hands and or pains in arms and or some, or many body joints etc. These Microwave Smart Meters are also damaging peoples' 'fridges and computers and printers and washing machines and clothes dryers etc here in Victoria Australia and in other parts of the World. Please do what you can to ban this dangerous technology which only panders to Corporate Monetary Greed and does not care about all the Health damage it is doing to Humans and all forms of LIFE.</p>
411	<p>I was not aware of any heart or health problems until the smart meter was installed. About a week less than 3 mos. after, I awoke one night and my heart was racing, I felt faint and frightened. My blood pressure soared, and is usually low. I was having trouble breathing. My husband called 9/11, I went to the</p>

	<p>emergency room, but it stopped within 5 hours. I returned home, but it happened again about 13 days later. Went to E/R again and also saw a cardiologist who put me on meds. I could not tolerate the medications, so had to have a pacemaker installed. I left the state and went to Arizona for about 7 weeks, had no problems, they did not have smart meters. I came home and went into A/Fib within a day. I have never gone into A/fib when I am away from a smart meter.</p>
<p><b>415</b></p>	<p>In June, at home, myself, my partner and the dog started having disrupted sleep patterns but did not understand why. We had opted out of the smart meter program so didn't consider that could be the reason. After a while we began comparing our meter to others but it was still unclear if we had a smart meter. Finally we called CMP and they said we did in fact have one since October, even though they had promised not to install one. We immediately requested it be removed. We still did not suspect that the SM was the cause of the sleep problems. One morning we awoke and realized we had all slept incredibly well and the dog didn't get us up in the night and have trouble sleeping. I then asked Jo-Ann if the SM had been replaced and she said it had been done yesterday. We suddenly realized that it was the SM that had been causing disrupted sleep for months, but we didn't realize it. The correlation with the removal of the SM and sudden marked improvement in sleep is impossible to ignore, especially since I was not aware that it had been removed until the next day.</p>
<p><b>416</b></p>	<p>I went from living a very healthy life working as a secondary teacher with a demanding work load. I salsa danced 3 times a week, gardened, bush walked and had no problem sleeping. Within days of my meter being installed I simply stopped sleeping. I felt wired, agitated as if I'd had 10 coffee's before bedtime. I slept 1-2 very light hours a night and within a week was taking sleeping tablets. 3 months later I was hospitalised 3 times including 3 days in coronary care with Ventricular Tachicardias (the most dangerous and potentially lethal heart rhythms that you never want to have). I had surgery to try and burn the cells in my heart that were producing the faulty electrical current. It didn't work. I continued to have hundreds of incidents of up to 1 minute VT's. I refused to go back for more surgery. I had my house metered and discovered that the smart meters were producing 1000 - 8000 microwatts per square meter every 30 seconds or so. I slept wrapped in a metal fabric to try and protect myself. Within 7 months of the smart meter being installed I'd had 12 weeks of sick leave, so I left my job in 2012. I went on a 1 month camping trip where I worked on organic farms &amp; discovered that I could be well &amp; sleep well away from all wifi devices. I had now become sensitive to cordless phones, wireless modems, mobile phone towers &amp; smart meters. So I sold my house in Melbourne after living there for 14 years, moved away to a smaller city &amp; shielded the bedroom to sleep. However I am now contemplating leaving, going bush, looking for completely wifi free environments &amp; communities. I feel like a social refugee!</p>
<p><b>418</b></p>	<p>The impact the AMR Meters had on my life has been devastating. I was forced to abandon my home that I owned because the SCE&amp;G/SCANA refused to make an accommodation for me and refused to remove the meters they had installed without my consent or knowledge. My history: in February of 2010 I became very sick. I had a fever and my body ached all over. Then all the joints</p>

in my body became swollen and incredibly painful: my fingers, hands, wrists, feet, and even my head was swollen. I was in excruciating pain. I lay in bed for six months crying. I had a rash all over my torso and arms. Due to the lack of strength in my hands, I could not drive or even peel an apple. I had the worst headache of my life. It took a year and a half for the pain and swelling in my joints to subside. I was constantly sick with colds and the flu. I had horrible nausea and fatigue. My eyes hurt and were often very red. My throat was always sore. I developed a sensitivity to sound that persists today Six months after I became so sick in February 2010, my intolerance to chemicals exploded. I developed intolerances to things that had NEVER bothered me before like commercial printing ink, chlorine, synthetic fabrics. In the summer of 2010 I began to have problems when I worked on my computer. At first it started with my face getting red and my head getting very hot after I had been working on my computer for 40 minutes or more. Then it got worse. I would experience horrible intestinal cramping, nausea and fatigue from working on the computer. The problems I experienced when using my computer led me to learn more about EMF radiation. I had all the dimmer switches in my home removed. I stopped using my wireless router, microwave oven and hair dryer. I even reluctantly gave up my cell phone! But I was still sick and I was always sick at home. If I took a long car ride, I felt better. But, as soon as I returned home my symptoms returned: excruciating headaches, muscle cramping, extreme fatigue, nausea, problems with my eyes, sweating all over, difficulty breathing and irregular heartbeats. It felt like my brain was burning. I had dry chapped lips, I was waking up in the middle of the night for no reason. I went into early menopause. On February 23, 2012, I called my utility company which was SCE&G/SCANA and asked if they had installed any Smart Meters on my home. An SCE&G customer service representative told me that yes they had! Without my consent or knowledge, SCE&G had removed the analog meters from my home in Charleston, SC and put a wireless automated meter reader (AMR) on the gas meter in December of 2009 and another AMR on the electric meter of my home in January of 2010. I was stunned to realize that the installation of these devices coincided with my becoming so very sick. I asked 3 times for them to remove these devices and they refused each time. In August of 2012, I was diagnosed with Toxic Encephalopathy (349.8) and Neurologic EMF Related Encephalopathy (348.30; E926.0). I have become Electrically Sensitive and am symptomatic around most electronic devices when they are turned on.

**420** I knew I had symptoms from electrical appliances, cell phones, & cell towers but I did not know it was called electrical sensitivity. We have put up metal screens and metal sheets to shield at home. It is very hard to travel anywhere overnight because I can't be near a smart meter & never know where there will be one at overnight accommodations. All the exposure to wireless & EMS is cumulative, making life harder & harder. Smart meters are the most difficult of all the exposures because we have no choice with them. They are being put on our property against our will so there's no escape from them, & there seems nowhere we can move to get away from them either.

**421** Within a few days of the smart meter being installed, I noticed ringing in my ears which I had never previously had. This ringing would disappear over the course

	<p>of a few hours when I went away from our home, but would return within minutes of re-entering the home. As time went on, the ringing would take longer to leave; now it is a constant problem. I would occasionally get leg cramps prior to the installation of the smart meter; these would disappear within a few seconds. Since the installation of the meter, I have experienced intense cramping which would cause severe pain and would last for several minutes. Magnesium oil rubbed on my legs daily has helped to keep these symptoms in check. Balance problems have worsened since installation of the smart meter, resulting in several falls. Brain fog has worsened considerably, I am unable to find words for particular objects, and have difficulty remembering names.</p>
422	<p>I am contemplating vacating my own home because I can't live like this any longer! If I could afford to sell my home and purchase a home in an area without Smart Meters...I would move tomorrow! This meter is ruining my life and MUST be removed. I am telling everyone I can about how dangerous these meters are!!!</p>
429	<p>Unable to sleep in main bedrm. Have a professional who has helped lots with filters and will be removing meter from house wall soon. All at my own cost which is expensive but has helped me.</p>
434	<p>I have tonic/clonic epilepsy with a growth on my hippocampus (where electro magnetic radiation loves to hit). As yet, we do not have a Smart meter, but our governments (state and federal ) and power company (Power Cor) are pushing us to have one installed. I am keeping a diary of the side- effects I have when I go into houses and businesses that have wi-fi and smart meters.</p>
435	<p>My husband &amp; I never had any health issues until moving into our home here in Grays Harbor County. We were baffled as to what was causing all of our symptoms. The smart meter was already on our home when we bought it, but it was a little over a year before we realized it was there. We did not know what was going on with us, since neither one of us had ever experienced a lot of the issues we were having. i just know that over time it has gotten progressively worse. Now we know: constant exposure from sleeping for years with our heads right next to the smart meter. We are extremely upset! How do we get the Pud to remove it?</p>
436	<p>My wife and i have never had any health issues until moving into our home, in 2009. Turns out the smart meter had been there when we moved in, but we didn't find out for over a year. Very, Very, upset that we have been exposed to this for so long!!!!!!!!!!!!!! Now afraid of the long term effects. We want the so called smart meter removed from our home!</p>
437	<p>Following smart meter installation (which we did not find out about until months later) a large number of symptoms appeared that we had never experienced before in our lives. Our suffering increased as days, weeks, and months passed. I suffered insomnia and rapid heartbeat while in bed. If I slept at all, I awoke to a crushing feeling in my chest gasping for air. I experienced internal shaking and vibrating throughout my whole body. My skull felt as though it was being split open on the upper left side of my head. Chronic headaches occurred, the back of my skull felt electrified, as did the back of my tongue at times. I woke with bumps on my forehead, red bumps and rashes on my face, and eventually both</p>

of my eyelids slit open horizontally. My memory became poor and I was unable to articulate well. I experienced electric shocks through my eyes, legs, and feet. Our emotions became unstable we had to leave our home to feel normal. When we returned our symptoms returned. No relief was in sight. Our health had deteriorated rapidly so we fled to California. Making the trip, electric shocks ran through my legs while passing cell towers. I began to notice painful inflammation, unbearable tones and pressure in my ears when exposed to cell phones in use. In CA I was able to find work immediately, but I felt like I had brain damage and I was not able to express myself well. The office was filled with wireless devices and with my sensitivity to wireless, electrical and magnetic fields, I found I could not hold a job in the normal workplace anymore. I do not have the ability to do meaningful or gainful work from home. Because of the mandated deployment of untested smart meters, even communicating via PLC as ours was, I have lost my home, health and ability to earn a living. This is no longer America.

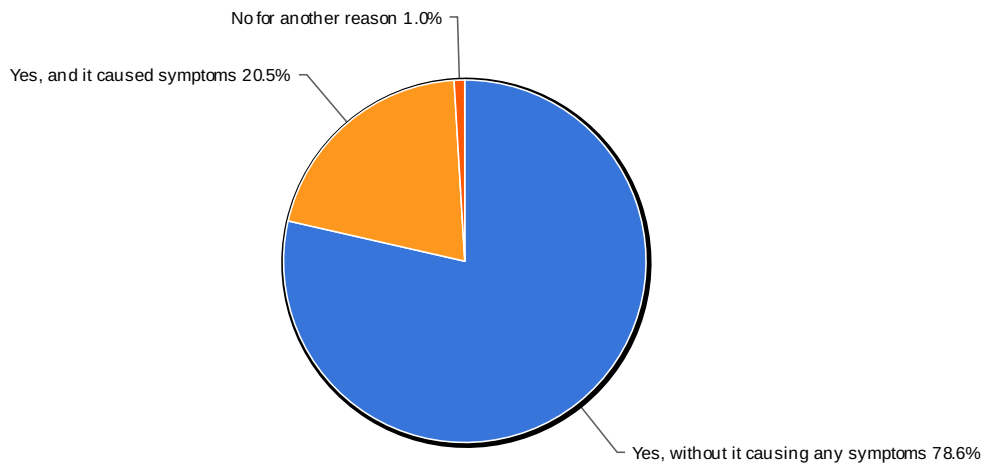
**438** There are 14 Smart Meters on the wall of our apartment building, all lined up in rows. Since moving in here, I have nearly constant throbbing and pressure in my head, near my ears. It's very uncomfortable, and I do not experience it in places where there are no Smart Meters (for example, the town where my boyfriend lives doesn't have Smart Meters, and my boss had his removed, and uses an EMF protection screen to keep the radiation from his neighbor's Smart Meter out of his home).



Pie Chart Summary Report CPU, Wi-Fi, Cell; Before & After - Feb 1, 2013

Survey: Smart Meter Health Effects Survey (Live Dec. 4, 2012)

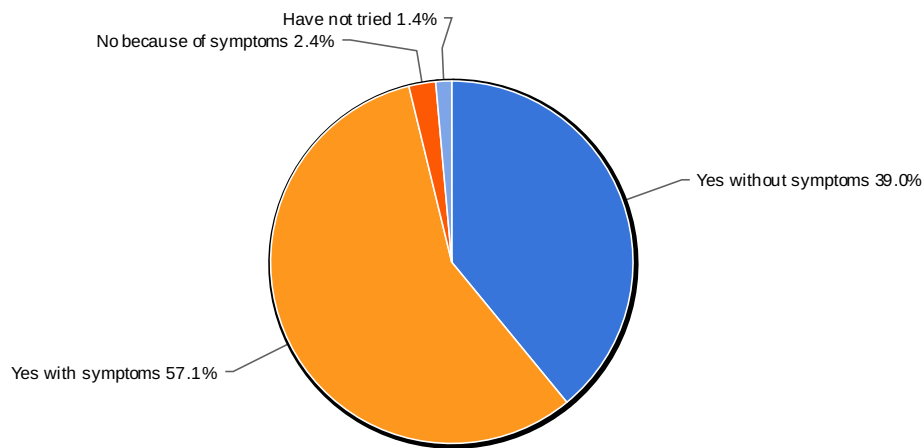
4. Before smart meters, were you using a computer?



Value	Count	Percent %
Yes, without it causing any symptoms	165	78.6%
Yes, and it caused symptoms	43	20.5%
No because it had caused symptoms in the past	0	0.0%
No for another reason	2	1.0%

Statistics	
Total Responses	210
Skipped	0
Unanswered	0

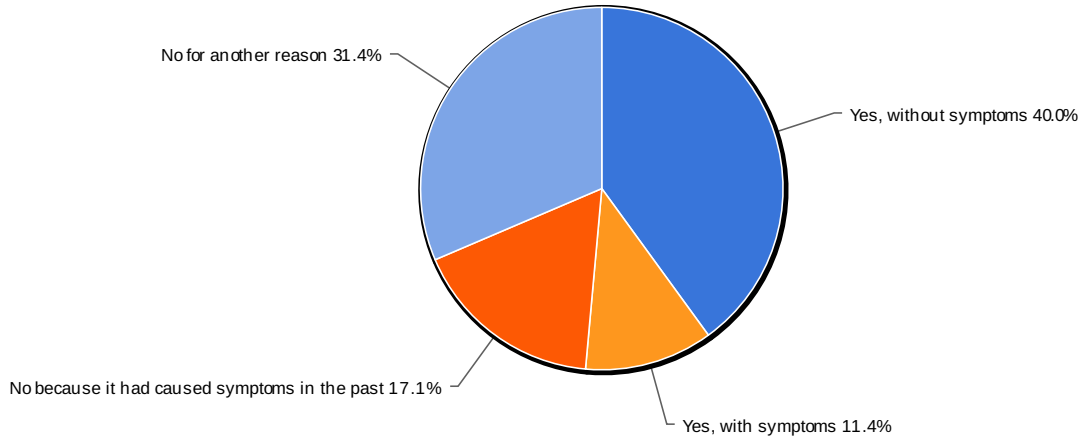
29. Are you presently able to use a computer?



Value	Count	Percent %
Yes without symptoms	82	39.1%
Yes with symptoms	120	57.1%
No because of symptoms	5	2.4%
Have not tried	3	1.4%

Statistics	
Total Responses	210
Skipped	0
Unanswered	0

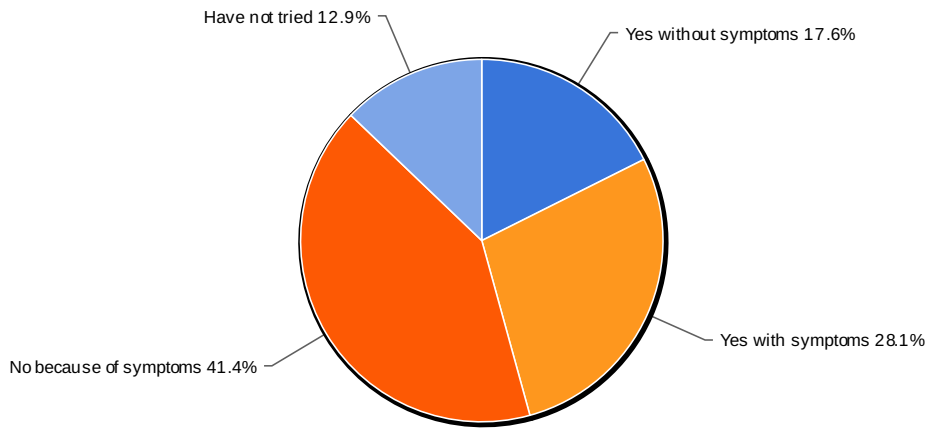
### 5. Before smart meters, were you using Wi-Fi?



Value	Count	Percent %
Yes, without symptoms	84	40.0%
Yes, with symptoms	24	11.4%
No because it had caused symptoms in the past	36	17.1%
No for another reason	66	31.4%

Statistics	
Total Responses	210
Skipped	0
Unanswered	0

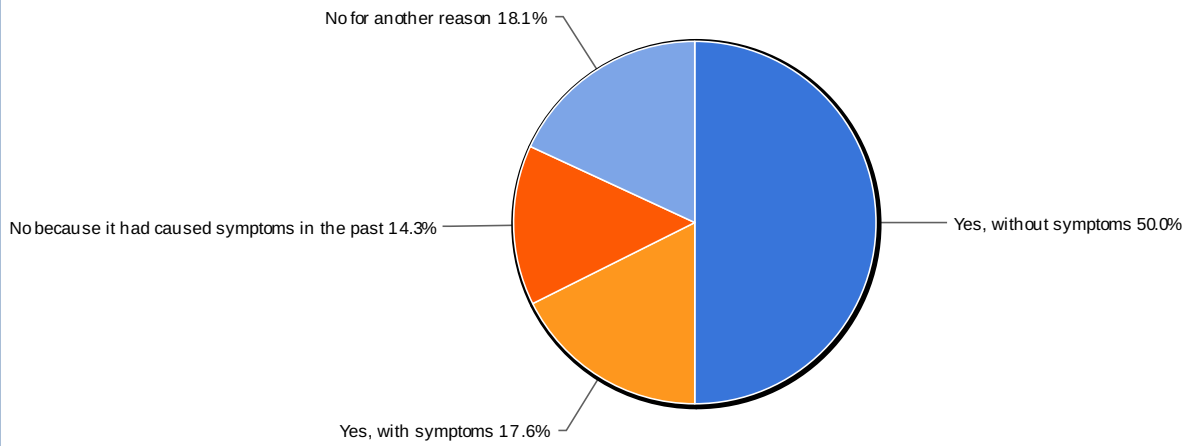
### 30. Are you presently able to use Wi-Fi?



Value	Count	Percent %
Yes without symptoms	37	17.6%
Yes with symptoms	59	28.1%
No because of symptoms	87	41.4%
Have not tried	27	12.9%

Statistics	
Total Responses	210
Skipped	0
Unanswered	0

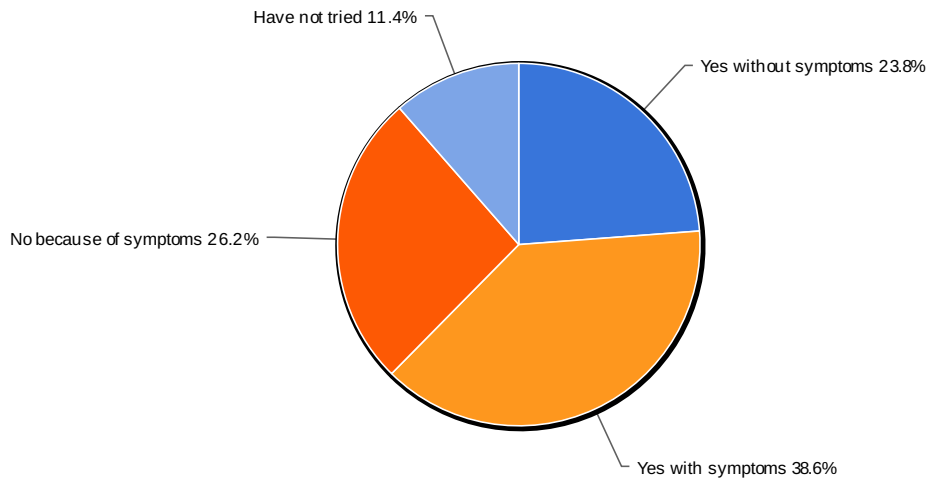
### 6. Before smart meters, were you using a cell phone?



Value	Count	Percent %
Yes, without symptoms	105	50.0%
Yes, with symptoms	37	17.6%
No because it had caused symptoms in the past	30	14.3%
No for another reason	38	18.1%

Statistics	
Total Responses	210
Skipped	0
Unanswered	0

### 31. Are you presently able to use a cell phone?



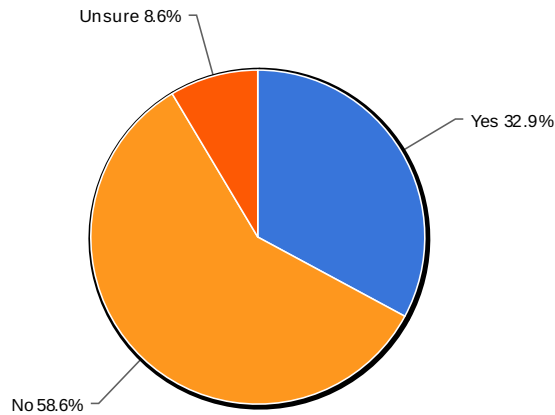
Value	Count	Percent %
Yes without symptoms	50	23.8%
Yes with symptoms	81	38.6%
No because of symptoms	55	26.2%
Have not tried	24	11.4%

Statistics	
Total Responses	210
Skipped	0
Unanswered	0

Pie Chart Summary Report. Q 2 vs Q 32, electrical sensitivity BEFORE SM? vs ES AFTER SM? - Feb 1, 2013

Survey: Smart Meter Health Effects Survey (Live Dec. 4, 2012)

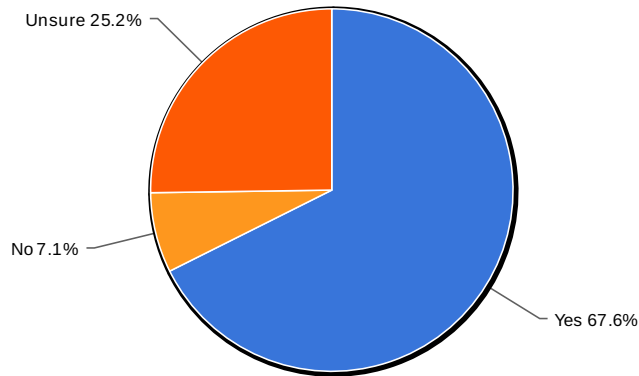
2 Before smart meters, did you have any electrical sensitivity that you were aware of?



Value	Count	Percent %
Yes	69	32.9%
No	123	58.6%
Unsure	18	8.6%

Statistics	
Total Responses	210
Skipped	0
Unanswered	0

32 Do you presently have ES (Electrical Sensitivity)?



Value	Count	Percent %
Yes	142	67.6%
No	15	7.1%
Unsure	53	25.2%

Statistics	
Total Responses	210
Skipped	0
Unanswered	0

# Smart Meter Health Effects Survey (Live Dec. 4, 2012)

## Page 1 of 4: Before Smart Meters, Smart Meter Info



---

IF YOU WILL BE FILLING OUT A HARD COPY OF THIS SURVEY BY HAND, here is A TIP to make it easier for you: when you get to Question 15, you could overlap the page containing GROUP B on top of the right side of the page containing GROUP A, with the symptom rows lined up. This way you can mark answers in both GROUP A and GROUP B across the same symptom row before moving on to the next symptom. (This is the way it would look if you were taking the survey on line, where Group A and Group B are side-by-side.)

If you do not have anyone to enter your survey answers into the online survey website for you, you can mail your marked hard copy to:

Maine Coalition to Stop Smart Meters  
P.O. Box 43  
Richmond, ME 04357

If you have questions, you can call Ed Freidman in Maine at 207-666-3372, or Richard Conrad in Hawaii at 808-695-1128 10am to 4pm Hawaii time.

---

### Welcome to your survey!

**If you have symptoms or health effects from smart meters please complete this questionnaire.** We need your input! It will take about 15 minutes and will document your experiences in a way that could be very helpful to many people. We hope to present the results as testimony in the ongoing Maine Public Utilities Commission investigation into the safety of smart meters, so please submit your completed questionnaire before January 15, 2013. (If you do **not** experience health effects from smart meters please do not fill out this survey, because it is about health effects only and is

not a prevalence survey.)

## OVERVIEW

Page 1: Before Smart Meters, Smart Meter Info

Page 2: Your Symptoms, Other Possible Factors

Page 3: Smart Meter Removed? Moved? Present Sensitivities, Consequences

Page 4: Personal Data, Optional Comments, Permissions

## Abbreviations and Definitions

n/a: not applicable.

Smart Meter: any type of wireless or wired smart meter or digital device that meters electricity, gas or water

EMF: Electromagnetic Fields (generally equivalent to the term EMR or Electromagnetic Radiation; RFR or Radio Frequency Radiation is a subset of EMF)

ES: Electrical Sensitivity (sensitivity to EMF; ES is also known as EHS or EMS)

Symptoms: adverse health effects: uncomfortable, painful or debilitating physiological effects correlated with proximity to smart meter(s), taking seconds to months to occur. A symptom could be either completely new (never experienced before), or an intensification of a symptom experienced previously from any cause.

**HELPFUL TIPS:** You can click on the answer button or on the text of the answer.

If a question does not apply to you, please select "Don't know or n/a" instead of leaving it unanswered.

Please don't rush, take your time, and if you need a long break while completing the survey, click on the "Save and continue later" text always present in the dark blue border at the very bottom of your screen (on pages 2, 3 and 4 only).

**A CAUTION ABOUT DROP-DOWN MENU QUESTIONS:** After you select your answer, please double-check to be sure the answer that shows in the box is the one you meant to select.

---

## Before Smart Meters

---

1. Before smart meters, what was the general state of your health? \*

- Excellent (and no Multiple Chemical Sensitivity, chronic fatigue, fibromyalgia or known autoimmune disease)
- Good
- Fair

Poor

---

2. Before smart meters, did you have any electrical sensitivity that you were aware of? \*

Yes

No

Unsure

---

Before smart meters, did you consider yourself to have ES (Electrical Sensitivity)? \*

Yes

No

Unsure

---

Before smart meters, had you ever heard of electrical sensitivity? \*

Yes

No

---

3. Before smart meters, did you have any concerns about EMF (Electromagnetic Fields) from smart meters? \*

Yes

No

---

4. Before smart meters, were you using a computer? \*

Yes, without it causing any symptoms

Yes, and it caused symptoms

No because it had caused symptoms in the past

No for another reason

---

5. Before smart meters, were you using Wi-Fi? \*

- Yes, without symptoms
  - Yes, with symptoms
  - No because it had caused symptoms in the past
  - No for another reason
- 

6. Before smart meters, were you using a cell phone? \*

- Yes, without symptoms
  - Yes, with symptoms
  - No because it had caused symptoms in the past
  - No for another reason
- 

If you were using a cell phone, how would you characterize your cell phone usage? \*

- Less than 1/2 hour/day
  - 1/2 to 2 hours/day
  - More than 2 hours/day
  - n/a
- 

### Smart Meter Information

If the smart meter(s) around you were installed or activated at very different times from each other, please choose the installation/exposure that **most** affected you, and **consistently** base your answers on **only that**. (You can use the comments section at the end of this survey to elaborate further if you wish).

---

7. Roughly what was the total number of smart meters within about a 50 foot radius around your residence, including those (if any) on your residence? (Please review your selection to be sure it is correct.) \*

- Zero
- 1 to 2
- 3 to 5
- 6 to 9



- 10 to 29
- 30 to 99
- More than 100
- Don't know or n/a

8. How many of these smart meters were on [your](#) residence (or on [your](#) building and relatively close to you)? (Select "Zero" if none). \*

	Number of Smart Meters
Electric	<input type="text"/>
Water	<input type="text"/>
Gas	<input type="text"/>

9. **Concerning only the smart meter(s) that most affected you**, about how long after smart meter installation or after beginning of exposure, did you discover that the smart meter was present ([by actually seeing it or being told about it](#))?

(Please read the answer that remains in the dropdown menu box after you make your selection, to be sure it is correct). \*

- At the time of installation/start of exposure
- Less than one hour after installation/start of exposure
- Later on the day of installation/start of exposure
- The day after installation/start of exposure
- 2 to 3 days after installation/start of exposure
- 4 to 6 days after installation/start of exposure
- 7 to 13 days after installation/start of exposure
- 14 to 28 days after installation/start of exposure
- 1 to 2 months after installation/start of exposure
- 2+ to 3 months after installation/start of exposure
- More than 3 months after installation/start of exposure
- Don't remember or n/a

---

10. What was the Brand/Manufacturer of the closest Electric smart meter? \*

- ABB
- Centron (Itron)
- Elster
- GE
- Itron
- Landis+Gyr
- OpenWay (Itron)
- Schlumberger (Centron)
- Sensus
- Siemens
- Tantalus
- Westinghouse
- Other Brand
- Don't know or n/a

---

If known, what was the "Other Brand" of the closest Electric smart meter?

---

11. What was the TYPE of the closest Electric smart meter??

**AMI** = *Advanced Metering Infrastructure type of meter (data automatically sent to utility),*

**AMR** = *Automated Meter Reading type of meter (data read remotely by reader from vehicle or on foot) \**

- AMI
- AMR
- Other
- Don't know or n/a

---

What was the TYPE of the closest Electric smart meter if "Other" than AMI or AMR?

---

12. Optional: for the closest Electric smart meter, please enter the FCC ID number, usually found under one of the bar codes on the face or side of the meter; it usually begins with "FCC ID" (this identifies brand and model and transmitter info and is not unique to your particular meter):

FCC ID

---

13. Please enter the name of your Electric Utility Co. \*

Electric Utility  \*

Don't know or n/a

---

14. Which method of data reporting to the Utility did the Electric smart meter use? \*

- Wireless
- PLC-Power Line Carrier/Broadband over Power Line
- Phone line
- Fiber optics
- Don't know or n/a

---

If wireless, were the transmitters supposedly turned off? \*

- Yes
- No
- Don't know or n/a

---

## Page 2 of 4: Your Symptoms, Other Possible Factors

### Your Symptoms

#### KEY TO SYMPTOM INTENSITY AFTER SMART METER EXPOSURE

**MILD:** mildly uncomfortable

**MODERATE:** quite uncomfortable; tolerable but barely

**SEVERE:** extremely uncomfortable, painful or debilitating

## Definitions

**New:** symptoms you never experienced before, not even once in your entire life, that began in correlation with your exposure to smart meters.

**Worsened:** symptoms experienced before smart meters that *worsened* in correlation with your exposure to smart meters. *Worsened in either intensity and/or frequency.*

**Smart meters:** used here to signify either one or more smart meters

---

Here is a list of Possible Symptoms with 3 text boxes at the end you can use to type in additional symptoms.

FOR EACH OF YOUR SYMPTOMS THAT WERE INITIATED OR WORSENERD BY EXPOSURE TO SMART METERS:  
(the smart meter(s) that most affected you)

SELECT ONE PARAMETER FROM GROUP A, AND ONE FROM GROUP B.

*If you make a mistake or change your mind, re-click a box again to remove its checkmark*

**IMPORTANT:** leave only one checkmark in each Group. Leave the whole symptom row blank for all symptoms NOT initiated or worsened by smart meters.

If you want to type additional symptoms into the textboxes at the end of the list, please be sure to type the description of each symptom twice, once in the textbox in Group A, and again in the textbox in Group B.

---

15. **GROUP A:** Symptom Intensity AFTER smart meters;  
click only one box:

\*

	MILD	MODERATE	SEVERE
Agitation	<input type="checkbox"/>	<input type="checkbox"/>	<input type="checkbox"/>
Difficulty concentrating/ attention deficits	<input type="checkbox"/>	<input type="checkbox"/>	<input type="checkbox"/>
Digestive problems	<input type="checkbox"/>	<input type="checkbox"/>	<input type="checkbox"/>
Dizziness	<input type="checkbox"/>	<input type="checkbox"/>	<input type="checkbox"/>
	MILD	MODERATE	SEVERE
Eye/vision problems	<input type="checkbox"/>	<input type="checkbox"/>	<input type="checkbox"/>
Fatigue	<input type="checkbox"/>	<input type="checkbox"/>	<input type="checkbox"/>
Flu-like symptoms	<input type="checkbox"/>	<input type="checkbox"/>	<input type="checkbox"/>
Headaches	<input type="checkbox"/>	<input type="checkbox"/>	<input type="checkbox"/>
	MILD	MODERATE	SEVERE
Heart racing, arrhythmia or palpitations	<input type="checkbox"/>	<input type="checkbox"/>	<input type="checkbox"/>

High blood pressure	<input type="checkbox"/>	<input type="checkbox"/>	<input type="checkbox"/>
Insomnia	<input type="checkbox"/>	<input type="checkbox"/>	<input type="checkbox"/>
Involuntary muscle contractions	<input type="checkbox"/>	<input type="checkbox"/>	<input type="checkbox"/>
	<b>MILD</b>	<b>MODERATE</b>	<b>SEVERE</b>
Low blood pressure	<input type="checkbox"/>	<input type="checkbox"/>	<input type="checkbox"/>
Memory problems	<input type="checkbox"/>	<input type="checkbox"/>	<input type="checkbox"/>
Nosebleeds	<input type="checkbox"/>	<input type="checkbox"/>	<input type="checkbox"/>
Numbness in hands or feet	<input type="checkbox"/>	<input type="checkbox"/>	<input type="checkbox"/>
	<b>MILD</b>	<b>MODERATE</b>	<b>SEVERE</b>
Pressure in head	<input type="checkbox"/>	<input type="checkbox"/>	<input type="checkbox"/>
Respiratory problems	<input type="checkbox"/>	<input type="checkbox"/>	<input type="checkbox"/>
Ringling, buzzing or tone in ears/tinnitus	<input type="checkbox"/>	<input type="checkbox"/>	<input type="checkbox"/>
Tingling, burning or itching skin	<input type="checkbox"/>	<input type="checkbox"/>	<input type="checkbox"/>
	<b>MILD</b>	<b>MODERATE</b>	<b>SEVERE</b>
Tingling, burning or itching internally	<input type="checkbox"/>	<input type="checkbox"/>	<input type="checkbox"/>
<input type="text"/>	<input type="checkbox"/>	<input type="checkbox"/>	<input type="checkbox"/>
<input type="text"/>	<input type="checkbox"/>	<input type="checkbox"/>	<input type="checkbox"/>
<input type="text"/>	<input type="checkbox"/>	<input type="checkbox"/>	<input type="checkbox"/>

**GROUP B: Symptom Category;**

click only one box: \*

	<b><i>New</i></b>	<b><i>Worsened</i></b>
Agitation	<input type="checkbox"/>	<input type="checkbox"/>
Difficulty concentrating/ attention deficits	<input type="checkbox"/>	<input type="checkbox"/>
Digestive problems	<input type="checkbox"/>	<input type="checkbox"/>
Dizziness	<input type="checkbox"/>	<input type="checkbox"/>
	<b><i>New</i></b>	<b><i>Worsened</i></b>
Eye/vision problems	<input type="checkbox"/>	<input type="checkbox"/>
Fatigue	<input type="checkbox"/>	<input type="checkbox"/>

Flu-like symptoms	<input type="checkbox"/>	<input type="checkbox"/>
Headaches	<input type="checkbox"/>	<input type="checkbox"/>
	<b>New</b>	<b>Worsened</b>
Heart racing, arrhythmia or palpitations	<input type="checkbox"/>	<input type="checkbox"/>
High blood pressure	<input type="checkbox"/>	<input type="checkbox"/>
Insomnia	<input type="checkbox"/>	<input type="checkbox"/>
Involuntary muscle contractions	<input type="checkbox"/>	<input type="checkbox"/>
	<b>New</b>	<b>Worsened</b>
Low blood pressure	<input type="checkbox"/>	<input type="checkbox"/>
Memory problems	<input type="checkbox"/>	<input type="checkbox"/>
Nosebleeds	<input type="checkbox"/>	<input type="checkbox"/>
Numbness in hands or feet	<input type="checkbox"/>	<input type="checkbox"/>
	<b>New</b>	<b>Worsened</b>
Pressure in head	<input type="checkbox"/>	<input type="checkbox"/>
Respiratory problems	<input type="checkbox"/>	<input type="checkbox"/>
Ringing, buzzing or tone in ears/tinnitus	<input type="checkbox"/>	<input type="checkbox"/>
Tingling, burning or itching skin	<input type="checkbox"/>	<input type="checkbox"/>
	<b>New</b>	<b>Worsened</b>
Tingling, burning or itching internally	<input type="checkbox"/>	<input type="checkbox"/>
<input type="text"/>	<input type="checkbox"/>	<input type="checkbox"/>
<input type="text"/>	<input type="checkbox"/>	<input type="checkbox"/>
<input type="text"/>	<input type="checkbox"/>	<input type="checkbox"/>

16. Approximately how long after smart meter installation or the start of exposure (concerning only the smart meter(s) that most affected you) did new symptoms begin and/or previous symptoms worsen? (*Please read the answer that appears in the dropdown menu box after you make your selection, to be sure it is correct.*)

\*

- Within a few minutes after installation/start of exposure

- Less than one hour after installation/start of exposure
  - Later on the day of installation/start of exposure
  - The day after installation/start of exposure
  - 2 to 3 days after installation/start of exposure
  - 4 to 6 days after installation/start of exposure
  - 7 to 13 days after installation/start of exposure
  - 14 to 28 days after installation/start of exposure
  - 1 to 2 months after installation/start of exposure
  - 2+ to 3 months after installation/start of exposure
  - More than 3 months after installation/start of exposure
  - Don't remember, don't know or n/a
- 

17. Did your new/worsened symptoms (that you correlate with smart meter exposure) begin or worsen BEFORE, or AFTER you first DISCOVERED the presence of a smart meter? **(the smart meter(s) that most affected you)** *(After you select your answer, please double-check to be sure that the answer that shows in the box is the one you meant to select). \**

- Symptoms months BEFORE discovered smart meter
  - Symptoms weeks before
  - Symptoms days before
  - Symptoms hours before
  - Symptoms minutes BEFORE
  - Symptoms minutes AFTER discovered smart meter
  - Symptoms hours after
  - Symptoms days after
  - Symptoms weeks after
  - Symptoms months after
  - Don't remember or n/a
- 

18. How sure are you that your new/worsened symptoms correlated to smart meter exposure? \*

- Unsure
  - Fairly sure
  - Very sure
- 

19. What is (or was) the approximate distance (through the wall in a straight-line measurement) between the closest smart meter and the location closest to the smart meter where you spent the most time (for example, the head of your bed)? \*

- Less than 3 feet
  - 4 to 9 feet
  - 10 to 19 feet
  - 20 to 50 feet
  - 50 to 100 feet
  - More than 100 feet
  - Don't know or n/a
- 

20. Did your symptoms lessen when you went further away from smart meter(s)? \*

- Yes in seconds
  - Yes in minutes
  - Yes in hours
  - Yes in days
  - Yes in weeks
  - Yes in a month or longer
  - No
  - Don't know or n/a
- 

21. Did your symptoms worsen when you went closer to smart meter(s)? \*

- Yes in seconds
- Yes in minutes
- Yes in hours



- Yes in days
  - Yes in weeks
  - Yes in a month or longer
  - No
  - Don't know or n/a
- 

22. How many times did you conduct the inadvertent (or conscious) "experiment" described by the previous two questions? \*

- Never
  - A few times
  - More than a dozen times
  - Don't remember or n/a
- 

23. How many people in your household were affected by smart meters, including yourself? \*

- 1 (only myself)
  - 2 (myself + one other)
  - 3 (myself + two others)
  - 4
  - 5
  - 6
  - More than 6
- 

Please encourage the other person(s) in your household who were affected by smart meters to fill out their own survey, or fill one out for them. Be sure that you and they enter full name and street address when asked for it in the Personal Data section near the end of each survey, so we can link your surveys.

---

24. What was the total number of persons living in your household at the time of smart meter exposure, including yourself? \*

- 1 (only myself)

- 2
  - 3
  - 4
  - 5
  - 6
  - More than 6
- 

### Other Possible Factors

---

25. Was there any new electronic device in your home that was first turned on at around the time of smart meter installation/start of exposure, such as a: baby monitor, DECT cordless phone, large screen TV, computer/monitor, internet connection, Wi-Fi device, high-efficiency light bulbs such as compact fluorescents (CFLs) or LEDs, induction-type stove top, generator, welder, large charger or 12 volt DC to 120 volt AC inverter such as for a solar system? \*

- Yes
  - No
  - Don't know or n/a
- 

If "Yes" a new device was turned on at the time, is it possible that your new/unusual or intensified symptoms were associated with this new device and not at all to the smart meter? \*

- Yes it is possible
  - No
  - Don't know or n/a
- 

26. Was there a new antenna/transmitter newly activated near your home around the time of smart meter installation/start of exposure that was not part of the Smart Meter Mesh system (such as a new cell tower or emergency police/fire communication system, either an antenna, or a microwave dish/drum pointed at you at your elevation)? \*

- Yes
  - No
  - Don't know or n/a
-

If "Yes" a new antenna/transmitter was activated, is it possible your new/unusual or intensified symptoms were associated with this transmitter and not at all to the smart meter? \*

- Yes it is possible
  - No
  - Don't know or n/a
- 

## Page 3 of 4: Smart Meter Removed? Moved? Present Sensitivities, Consequences

### Smart Meter Removed? Moved?

---

27. If one or more smart meter(s) were installed on your residence, have all of them been removed? \*

- Yes
  - No
  - n/a
- 

If "Yes" all smart meters were removed, did removal decrease your symptoms? \*

- Yes fewer or weaker symptoms
  - Yes all symptoms disappeared
  - No
  - n/a
- 

28. Have you moved? \*

- Yes to another residence
  - Yes moved out and currently homeless
  - Want to move because of smart meters but can't
  - No
  - n/a
-

If you moved, did you move primarily because of smart meter(s)? \*

- Yes
  - No
  - n/a
- 

*If you need to express anything about locations to live, you can do this in the Comments section at the end of this questionnaire.*

---

## Present Sensitivities

---

29. Are you presently able to use a computer? \*

- Yes without symptoms
  - Yes with symptoms
  - No because of symptoms
  - Have not tried
- 

30. Are you presently able to use Wi-Fi? \*

- Yes without symptoms
  - Yes with symptoms
  - No because of symptoms
  - Have not tried
- 

31. Are you presently able to use a cell phone? \*

- Yes without symptoms
  - Yes with symptoms
  - No because of symptoms
  - Have not tried
- 

32. Do you presently have ES (Electrical Sensitivity)? \*

- Yes
  - No
  - Unsure
- 

*Your answers to the following 3 optional questions could be helpful to many other people:*

---

33. What, if anything, has made your symptoms worse (aside from exposure)?

---

34. What, if anything, has diminished your symptoms (aside from avoidance) - any supplements, treatments, etc?

---

35. If you had a blood or other test that revealed an abnormal level which seemed to correlate with ES or smart meter exposure, what was that parameter and was it above or below its normal level?

---

## Consequences

---

Was your exposure to smart meters responsible for initiating your ES? \*

- Yes
  - No
  - n/a, or unsure/don't know
- 

36. If you already had ES before smart meters, did your exposure to smart meters make your ES worse? \*

- Yes, slightly worse
- Yes, considerably worse
- Yes, much worse
- No

n/a, or unsure/don't know

---

37. Have your symptoms from smart meter(s) significantly limited your capacity to work? \*

- Yes
  - No
  - n/a
- 

38. If you had a job, did your symptoms from smart meter(s) force you to leave it? \*

- Yes
  - No
  - n/a
- 

39. Have your symptoms from smart meter(s) caused you to have a disability that needs (or needed) accommodation? (***Check all boxes that apply; you can check more than one.***) \*

- Yes, at home/housing
  - Yes, at work
  - Yes, in public buildings
  - No
  - n/a
- 

40. Have you been diagnosed by a M.D. to have any of the following conditions, and if Yes, diagnosed when?  
[SM = your exposure to Smart Meter(s)] \*

	No or n/a	Yes, before SM	Yes, after SM
Cardiac arrhythmia	<input type="radio"/>	<input type="radio"/>	<input type="radio"/>
Other heart condition	<input type="radio"/>	<input type="radio"/>	<input type="radio"/>
MCS	<input type="radio"/>	<input type="radio"/>	<input type="radio"/>
CFIDS	<input type="radio"/>	<input type="radio"/>	<input type="radio"/>

Fibromyalgia	<input type="radio"/>	<input type="radio"/>	<input type="radio"/>
Lupus	<input type="radio"/>	<input type="radio"/>	<input type="radio"/>
MS	<input type="radio"/>	<input type="radio"/>	<input type="radio"/>
Other autoimmune	<input type="radio"/>	<input type="radio"/>	<input type="radio"/>

Were any of these *diagnosed* conditions worsened by SM or initiated by SM?

[SM = your exposure to Smart Meter(s)] \*

	No or n/a	Yes, Worsened by SM	Yes, Initiated by SM
Cardiac arrhythmia	<input type="radio"/>	<input type="radio"/>	<input type="radio"/>
Other heart condition	<input type="radio"/>	<input type="radio"/>	<input type="radio"/>
MCS	<input type="radio"/>	<input type="radio"/>	<input type="radio"/>
CFIDS	<input type="radio"/>	<input type="radio"/>	<input type="radio"/>
Fibromyalgia	<input type="radio"/>	<input type="radio"/>	<input type="radio"/>
Lupus	<input type="radio"/>	<input type="radio"/>	<input type="radio"/>
MS	<input type="radio"/>	<input type="radio"/>	<input type="radio"/>
Other autoimmune	<input type="radio"/>	<input type="radio"/>	<input type="radio"/>

41. If you clicked "Other autoimmune condition diagnosed by a M.D." in the question above, please type the name of the condition here (and if there is *more than this one other* diagnosed autoimmune condition, please list it/them in the comments section at the end of this survey, along with if diagnosed before or after SM, and if worsened or initiated by SM):

n/a by default, or enter "Other autoimmune condition" here

## Page 4 of 4: Personal Data, Optional Comments, Permissions

### Personal Data

*Your personally identifiable data will be kept confidential. The manner in which they may be used depends on the level of permission you give in your answers to the last two questions on this page (in Permissions section)*



This survey is being conducted via SurveyGizmo. SurveyGizmo has HIPAA personal information protection certification. HIPAA is a US federal law that establishes standards for the privacy and security of health information.



SurveyGizmo also has Safe Harbor certification. Safe Harbor is program for compliance with European Union privacy laws.

First Name \*

Last Name

Street Address

City \*

County if a USA address (note, this is not CountRy)

State if a USA address (pease review your selection to be sure it is correct).

[If not a USA address](#), enter your equivalent to State in the "(Provence)" textbox, also enter your equivalent of Zip code and enter your Country, and then ignore the reminder "You skipped this question" that pops up over County and State when you click "Submit Survey". Just scroll down to the bottom of the page again and click "Submit Survey" a second time.

(Province)

Zip \*

Country \*

Email *If you enter an email we will be able to send you our Thank You email, which contains a PDF of your completed survey, a PDF of a blank survey to give to people who cannot use a computer, an optional affidavit, and a link to access survey results.*



Phone Number

---

42. Sex \*

- Female
- Male

---

43. Please Select Your Age Range \*

- under 18
- 18 to 29
- 30 to 44
- 45 to 59
- 60+

---

44. Highest degree achieved: *(Please review your answer after you select it to be sure it is correct).* \*

- n/a
  - GED
  - High School
  - BS or BA
  - MS or MA
  - Ph.D.
  - M.D.
  - RN
  - DDS
  - Other medical
-

45. Profession/Occupation:

---

### Comments Section (optional)

---

46. You can enter additional health-related comments in the space provided below, including if you wish, a short summary of the impacts smart meters have had on your life. (Your entry is limited to 300 words).

---

### Permissions

*In order to make use of the answers you supplied, we need your permission for:*

---

47. Anonymous Use: Do you give us permission to incorporate your answers and comments given in this questionnaire: into a research database to be used in our analysis and report which may eventually be presented, as anonymous data only, in legal proceedings, at conferences and/or published, including permission for us to quote some of your comments anonymously?

*[Your personally identifiable information - last name, street address, email and phone number - will remain in a secure SurveyGizmo computer database. Neither SurveyGizmo nor the author of this survey will share any of your personally identifiable information with anyone. The author will use your phone number to contact you only if there is a problem with your survey.] \**

Yes

No

---

**Did you really intend to answer "No" to the question above about anonymous permission? If you let a "No" answer stand, then when you press "Submit Survey" all of the data you have entered in this questionnaire will be permanently erased, because you have not given us permission to use it.**

---

48. Limited Confidential Disclosure: Anonymous data carry very little weight in regulatory or legal proceedings. Therefore in order for your data to be convincing in such proceedings, it must include at least your full name and street address. If you answered "Yes" to the previous question concerning permission to use anonymously, do you give us further permission to use all (except

email and phone) of your answers and comments given in this questionnaire, including full name and street address, subject to confidentiality restrictions (i.e., disclosable only to parties to proceedings who are bound by sworn confidentiality obligations not to disclose any personal information), in regulatory/legal proceedings concerning smart meters, including in the pending investigation of smart meters by the Maine Public Utilities Commission? (Your email and phone will not be revealed under any conditions. If you did not supply your last name, street address, email and phone number where requested in previous questions, please reconsider doing so.)

*[Aside from this limited and confidential disclosure, your personally identifiable information (last name, street address, email and phone number) will remain in a secure SurveyGizmo computer database, accessible only to the author of this survey via a secure password. All surveys and data reside on SurveyGizmo's servers, which use Advanced Encryption Standard (AES) 256 bit encryption, the method used by banks and by the US National Security Agency for classified top secret information. There are multiple layers of proactive security, and data are never exported, sold, rented or used in any way by SurveyGizmo.]*

- Yes
- No

---

Thank you for answering Yes to the last question, giving us permission for limited confidential disclosure of your full name and full address along with your survey data. [Please scroll up to the top of this page and check to make sure that you did enter these in the blanks provided at the beginning of the Personal Data section](#) (they are not required responses, and so you may have omitted them). Without full name and address, your survey responses would be less useful in regulatory or legal proceedings. THANK YOU!

---

Survey ID \*

[survey("response id")]

---

## Thank You!

Thank you very much for completing your questionnaire!

LOOK in your mailbox! We have just sent you an important email.

Attached to this email is a PDF file of your completed survey containing your answers for your records, and a link to a summary report of all surveys received. **Most importantly, it includes information on how to mail us an optional AFFIDAVIT** together with a hard copy of your completed survey. The affidavit will greatly magnify the influence of your survey data in legal proceedings. Click [here](#) to download the affidavit form with instructions, or just download it from the email we have sent you.

This email also contains a link to forward to others interested in taking this survey, and a PDF of a blank survey. You can print a hard copy of the blank survey to give or mail to people who have been affected by smart meters and cannot use a computer.

---

